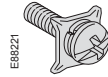


Standard circuit breaker terminals

All EasyPact circuit breakers are supplied with terminal screws

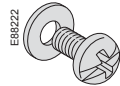
EZC100 15 to 50 A

Screw M5



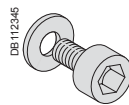
EZC100 60 to 100 A

Screw M8



EZC250/EZCV250 63 to 250 A

Screw M8



Connection of insulated bars or cables with lugs

		EZC100	EZC250/ EZCV250	
Bars 	L (mm)	≤ 17	≤ 25	
	h (mm)	d + 10	d + 10	
	d (mm)	≤ 7	≤ 8	
	e (mm)	≤ 6	≤ 6	
	Ø (mm)	≤ 50 A	5.5	-
		> 50 A	8.5	9
Crimp lugs 	L (mm)	≤ 17	≤ 25	
	d (mm)	≤ 9	≤ 8	
	Ø (mm)	≤ 50 A	5.5	-
	> 50 A	8.5	9	
Tightening torque	≤ 50 A	2 N.m	-	
	> 50 A	5.5 N.m	13 N.m	

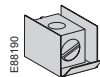
Cable lugs

Cable lugs directly screwed on standard circuit breaker terminals.

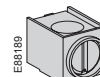
≤ 50 A (EZC100)

> 50 A (EZC100)

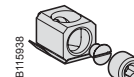
≥ 100 A (EZC250/EZCV250)



Cables from 2.5 to 16 mm².



Cables from 10 to 50 mm².



Cables from 42.2 to 150 mm².

Designation	Cat. no.	
	EZC100	EZC250/EZCV250
Cable lug up to 50 A (set of 2)	EZALUG0502	-
Cable lug up to 50 A (set of 3)	EZALUG0503	-
Cable lug from 60 A up to 100 A (set of 2)	EZALUG1002	-
Cable lug from 60 A up to 100 A (set of 3)	EZALUG1003	-
Cable lug from 100 A up to 250 A (set of 3)	-	EZELUG2503
Cable lug from 100 A up to 250 A (set of 4)	-	EZELUG2504