

**Quick Reference
Guide**

Stichwortregister

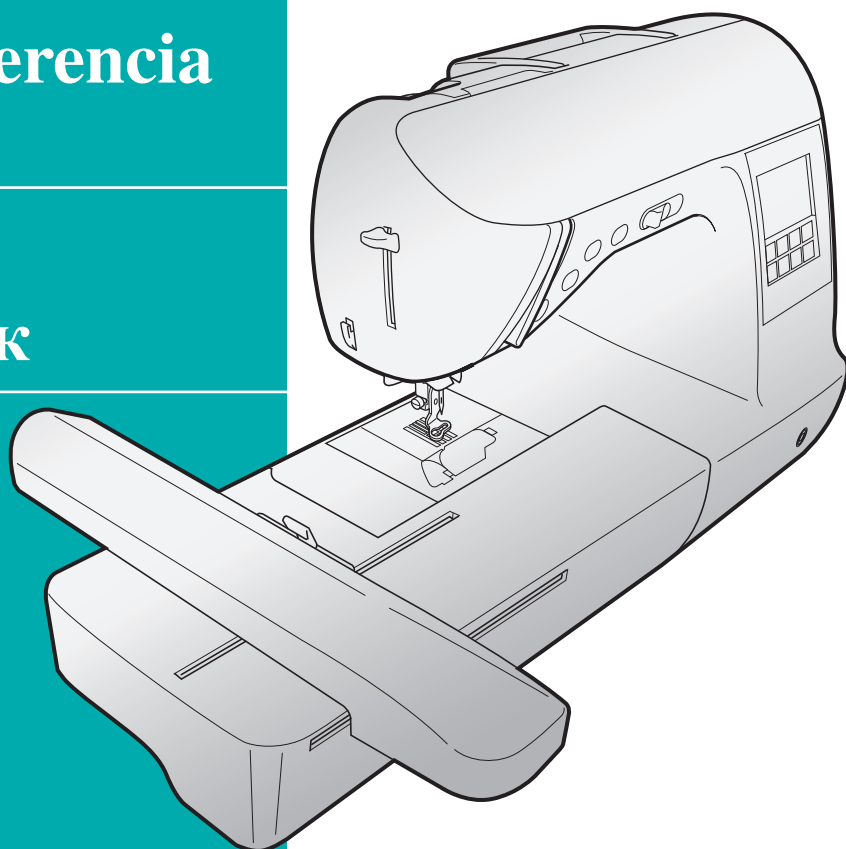
**Guide de
référence rapide**

**Beknopte
bedieningsgids**

**Guida di
riferimento rapido**

**Guía de referencia
rápida**

**Краткий
справочник**



Refer to the operation manual for detailed instruction.

Also, there are differences in the keys and screens depending on the display language. In this guide, English screens are used for basic explanations.

Einzelheiten entnehmen Sie bitte der Bedienungsanleitung.

Je nachdem, welche Sprache für die Bildschirmanzeigen gewählt wurde, ergeben sich im Hinblick auf Tasten Schirmbilder eventuell Unterschiede.

Die grundlegende Bedienung der Maschine ist in dieser Anleitung am Beispiel von Schirmbildern mit englischem Text erklärt.

Pour les instructions détaillées, voir le mode d'emploi.

Par ailleurs, il y a des différences dans les touches et les écrans en fonction de la langue d'affichage. Dans ce guide, les explications de base utilisent les écrans anglais.

Zie de gebruiksaanwijzing voor gedetailleerde instructies.

Er zijn verschillen in de toetsen en schermen afhankelijk van de ingestelde taal.

In de beschrijvingen in deze beknopte handleiding worden de Engelse schermen gebruikt.

Fare riferimento al manuale di impiego per istruzioni dettagliate.

Inoltre, ci sono differenze nei tasti e nelle schermate a seconda della lingua visualizzata.

In questa guida, le schermate in inglese sono usate per le spiegazioni basilari.

Consulte el manual de instrucciones para ver más detalles.

Además, dependiendo del idioma visualizado algunos botones y pantallas podrán ser diferentes.

En esta guía, para las explicaciones básicas se emplean pantallas en inglés.

Более подробная информация представлена в руководстве по эксплуатации.

Кроме того, в зависимости от языка сообщений на ЖК-дисплее названия кнопок и другая информация на экранах могут иметь некоторые различия. В настоящем справочнике основные пояснения даются на примере экранов с информацией на английском языке.

Contents

Bobbin Winding and Setting	2
Upper Threading	4
Selecting Stitch Patterns	6
◆ Utility Stitches	6
◆ Other Stitches	6
Summary of Stitch Patterns.....	7
◆ Utility Stitches	7
◆ Other Stitches	7
◆ Character stitches	9
Preparing to Embroider	10
Selecting Embroidery Patterns	12
Character Patterns	13
Frame patterns.....	15
Embroidery Pattern Color Change Table.....	16
Color Thread Conversion Chart.....	25

Inhalt

Aufspulen des Unterfadens und Einstellung	2
Einfädeln des Oberfadens	4
Wahl des Nähmusters	6
◆ Nutztiche	6
◆ Weitere Stiche	6
Nähmuster-Übersicht	7
◆ Nutztiche	7
◆ Weitere Stiche	7
◆ Buchstaben stiche	9
Vorbereitung zum Sticken	10
Wählen von Stickmustern	12
Zeichnmuster	13
Rahmenmuster.....	15
Stickmuster-Farbtabelle	16
Stickgarn-Farbtabelle	25

Table des matières

Bobinage et réglage de la canette	2
Enfilage supérieur	4
Sélection des configurations de point	6
◆ Points utilitaires.....	6
◆ Autres points.....	6
Sommaires des motifs de point	7
◆ Points utilitaires.....	7
◆ Autres points.....	7
◆ Points caractères.....	9
Préparation de la broderie.....	10
Sélection des motifs de broderie.....	12
Motifs de caractères	13
Motifs cadres	15
Tableau de changement de couleur des motifs de broderie.....	16
Tableau de conversion des fils de couleur	25

Indice

Avvolgimento spolina e caricamento	2
Infilatura superiore.....	4
Selezione degli schemi punto.....	6
◆ Punti utili	6
◆ Altri punti.....	6
Sommario degli schemi punto.....	7
◆ Punti utili	7
◆ Altri punti.....	7
◆ Punto con caratteri	9
Preparativi per il ricamo.....	10
Selezione degli schemi di ricamo.....	12
Schemi con lettere.....	13
Motivi a cornicetta	15
Tabella di cambiamento colori degli schemi di ricamo	16
Tabella di conversione dei fili colorati.....	25

Содержание

Намотка и установка шпульки	2
Заправка верхней нити.....	4
Выбор рисунков строчек	6
◆ Обычные строчки	6
◆ Другие строчки	6
Рисунки строчек	7
◆ Обычные строчки	7
◆ Другие строчки.....	7
◆ Символьные строчки	9
Подготовка к вышиванию	10
Выбор рисунков вышивания	12
Текстовые рисунки.....	13
Рисунки оформления	15
Таблица смены цвета нитей для рисунка вышивки	16
Таблица преобразования цветов нитей	25

Inhoudsopgave

Opwinden en instellen van de spoel	2
Inrijgen van de bovendraad	4
Kiezen van de steekpatronen	6
◆ Naaisteken	6
◆ Andere steken	6
Overzicht van de steekpatronen.....	7
◆ Naaisteken	7
◆ Andere steken	7
◆ Lettersteken	9
Vorbereidingen voor borduren	10
Kiezen van borduurpatronen	12
Karakterpatronen.....	13
Kaderpatronen.....	15
Kleurwijzigingstabel voor de borduurpatronen....	16
Omzettingstabel voor kleurgaren	25

Contenido

Bobinado y ajuste	2
Hilo superior	4
Selección de tipos de puntada	6
◆ Puntadas utiles	6
◆ Otras puntadas	6
Resumen de tipos de puntada	7
◆ Puntadas utiles	7
◆ Otras puntadas.....	7
◆ Costuras dos caracteres.....	9
Preparativos para bordar	10
Selección de diseños de bordados	12
Tipos de caracteres.....	13
Costuras de encuadre	15
Tabla de cambio de color para patrones de bordado	16
Tabla de conversión de hilos de color	25

Bobbin Winding and Setting

Aufspulen des Unterfadens und Einstellung

Bobinage et réglage de la canette

Opwinden en instellen van de spoel

Avvolgimento spolina e caricamento

Bobinado y ajuste

Намотка и установка шпульки

Follow the numbered steps below in order. Refer to the operation manual for detailed instruction.

Führen Sie die folgenden Schritte in der angegebenen Reihenfolge aus. Ausführliche Hinweise finden Sie in der Bedienungsanleitung.

Suivez les étapes numérotées ci-dessous dans l'ordre. Consultez le manuel d'instructions pour des procédures détaillées.

Voer de genummerde stappen uit in de juiste volgorde. Uitvoeringaanwijzingen vindt u in de bedieningshandleiding.

Seguire i passaggi numerati nell'ordine riportato di seguito. Fare riferimento al manuale d'istruzioni per le istruzioni dettagliate.

Realice los siguientes pasos numerados en el orden indicado. Para obtener instrucciones detalladas, consulte el manual de instrucciones.

Выполните приведенные ниже операции в порядке их нумерации. Более подробная информация представлена в руководстве по эксплуатации.

Use only the enclosed bobbin or bobbins of the same type.

Verwenden Sie nur die im Lieferumfang enthaltene Spule oder Spulen vom selben Typ.

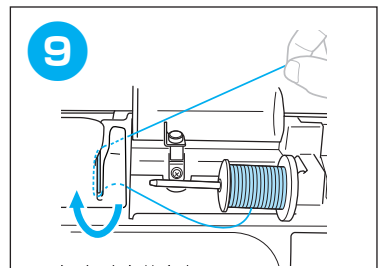
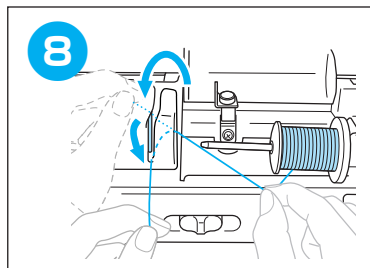
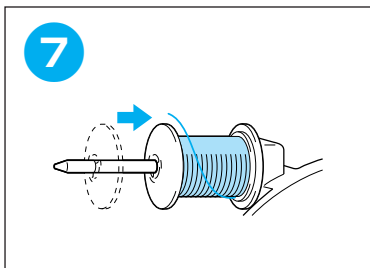
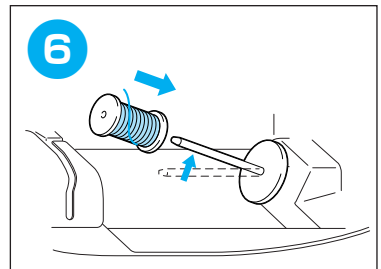
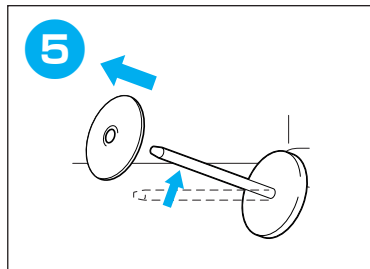
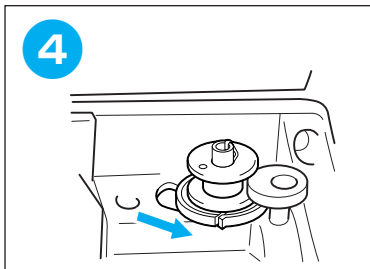
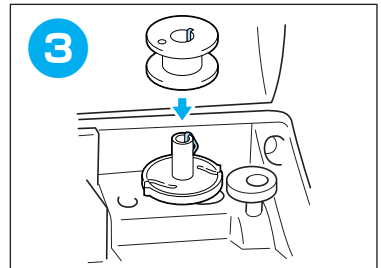
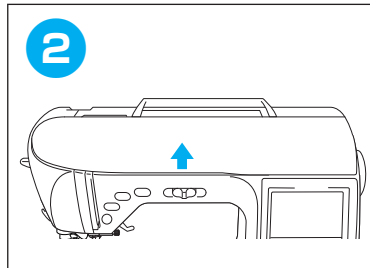
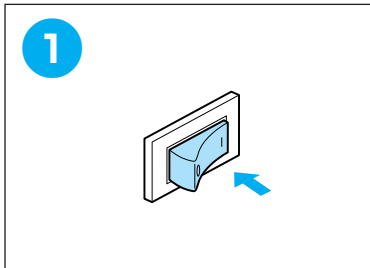
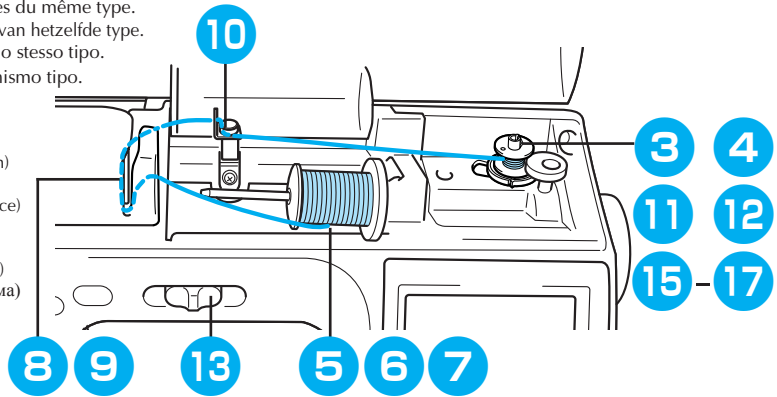
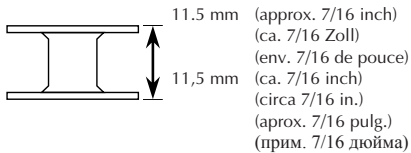
N'utilisez que la canette fournie ou des canettes du même type.

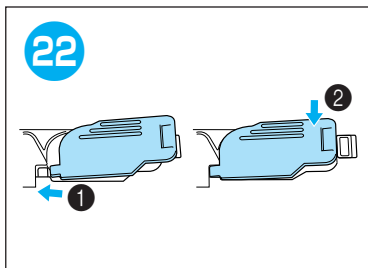
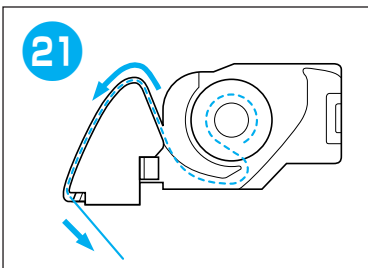
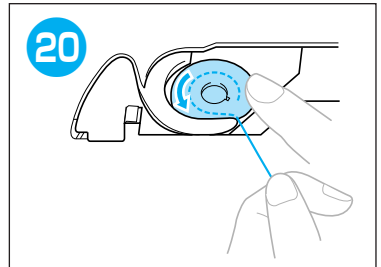
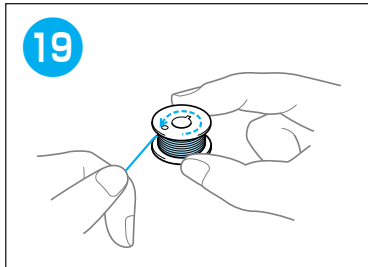
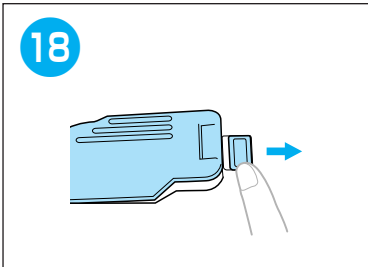
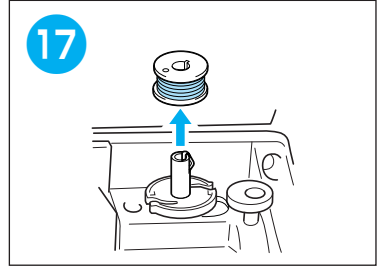
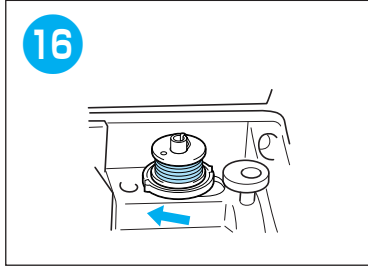
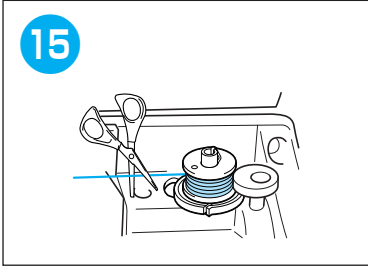
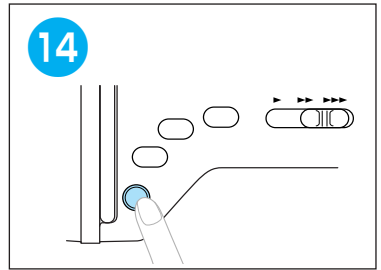
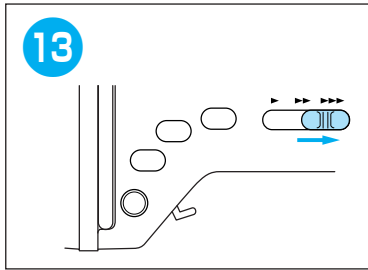
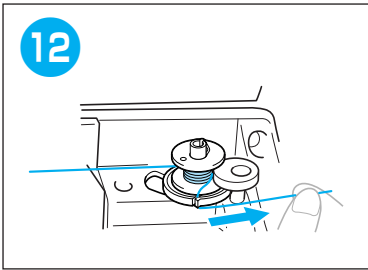
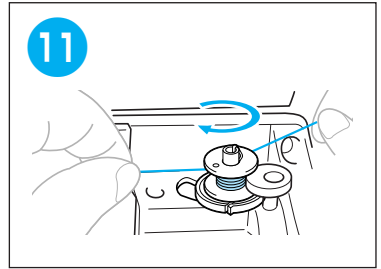
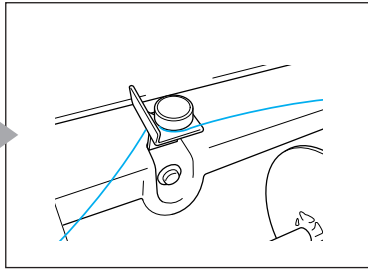
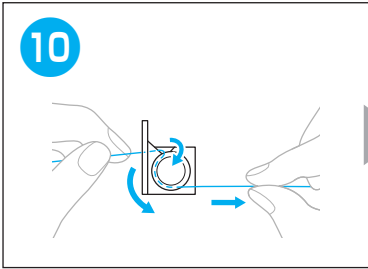
Gebruik alleen de bijgeleverde spoel of spoelen van hetzelfde type.

Utilizzare solo la spolina inclusa o spoline dello stesso tipo.

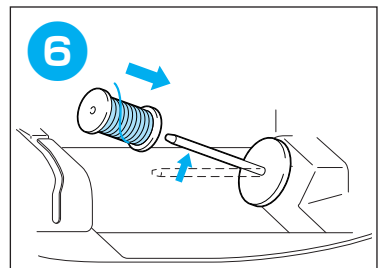
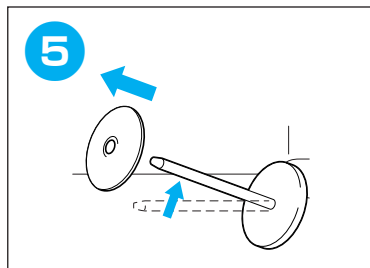
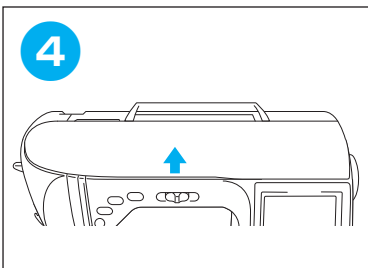
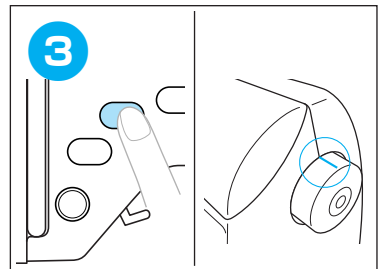
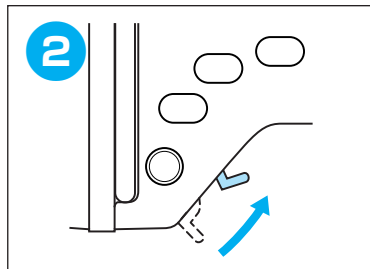
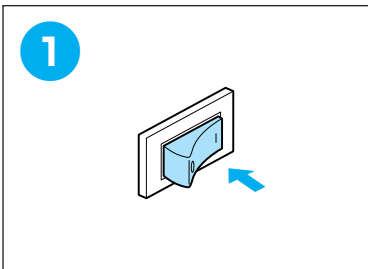
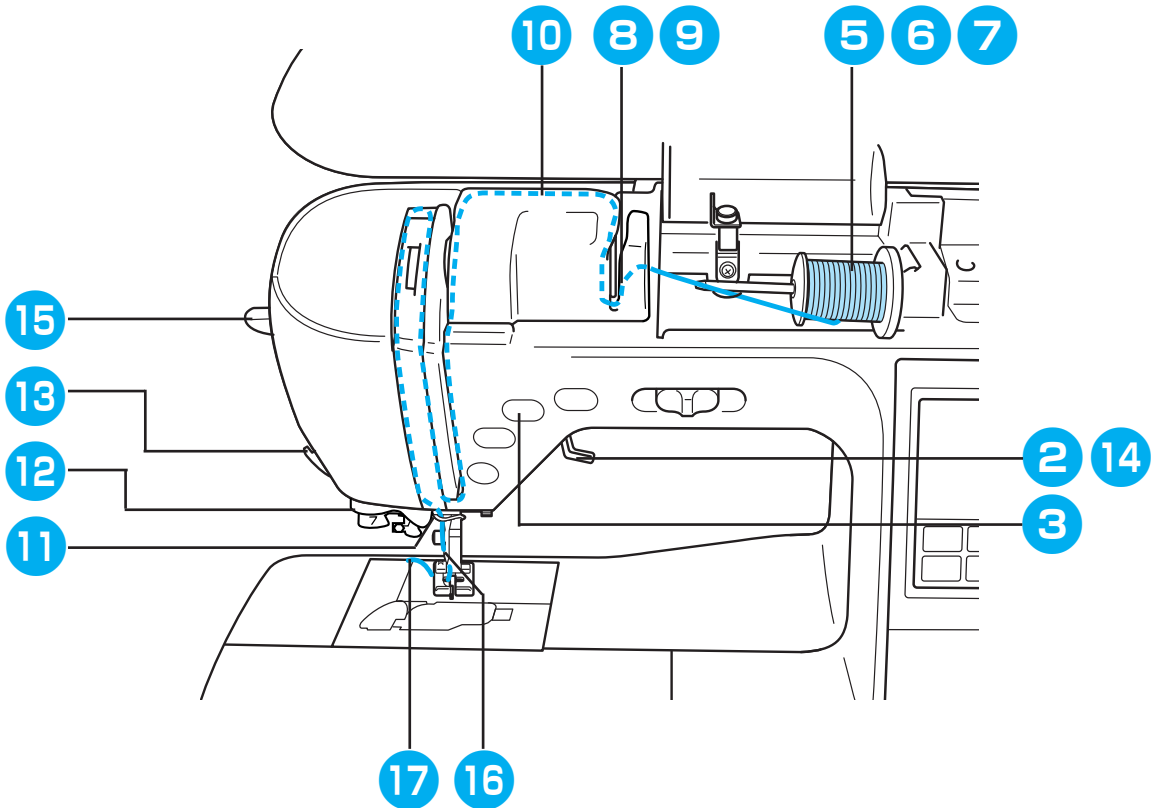
Utilice sólo la bobina incluida o bobinas del mismo tipo.

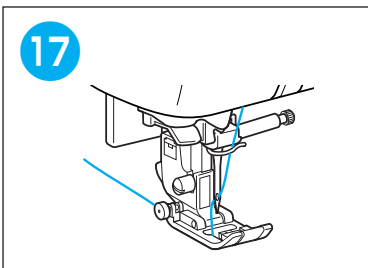
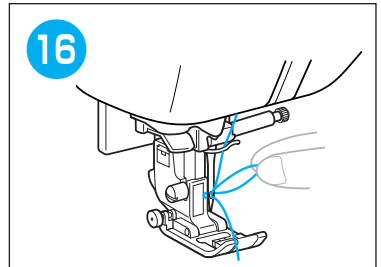
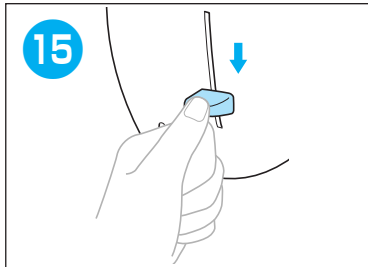
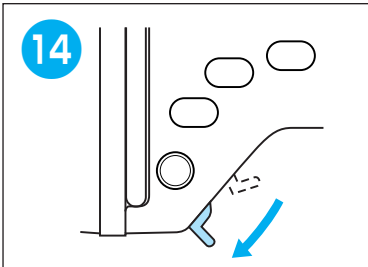
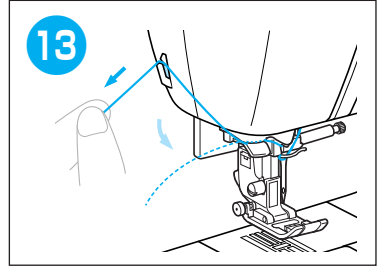
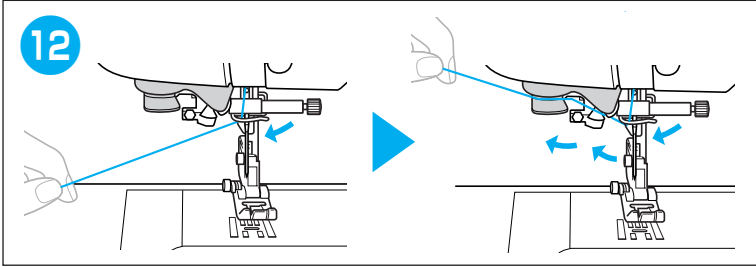
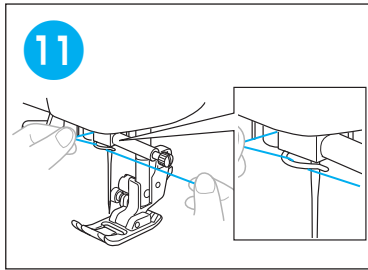
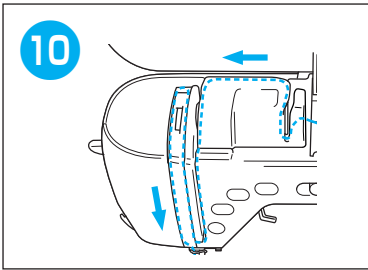
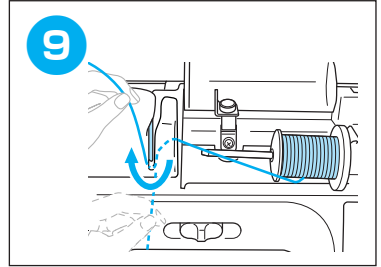
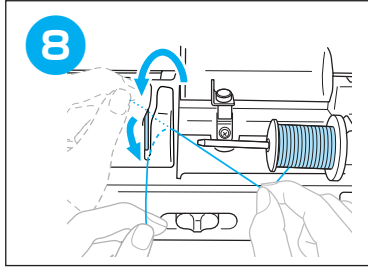
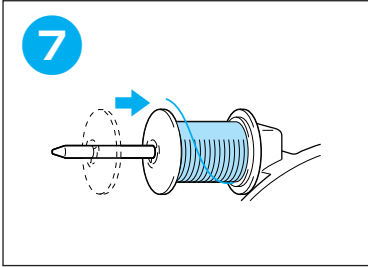
Применяйте только прилагаемые к машине шпульки или шпульки того же типа.





Upper Threading
 Einfädeln des Oberfadens
 Enfilage supérieur
 Inrijgen van de bovendraad
 Infilatura superiore
 Hilo superior
 Заправка верхней нити





Selecting Stitch Patterns

Wahl des Nähmusters

Sélection des configurations de point

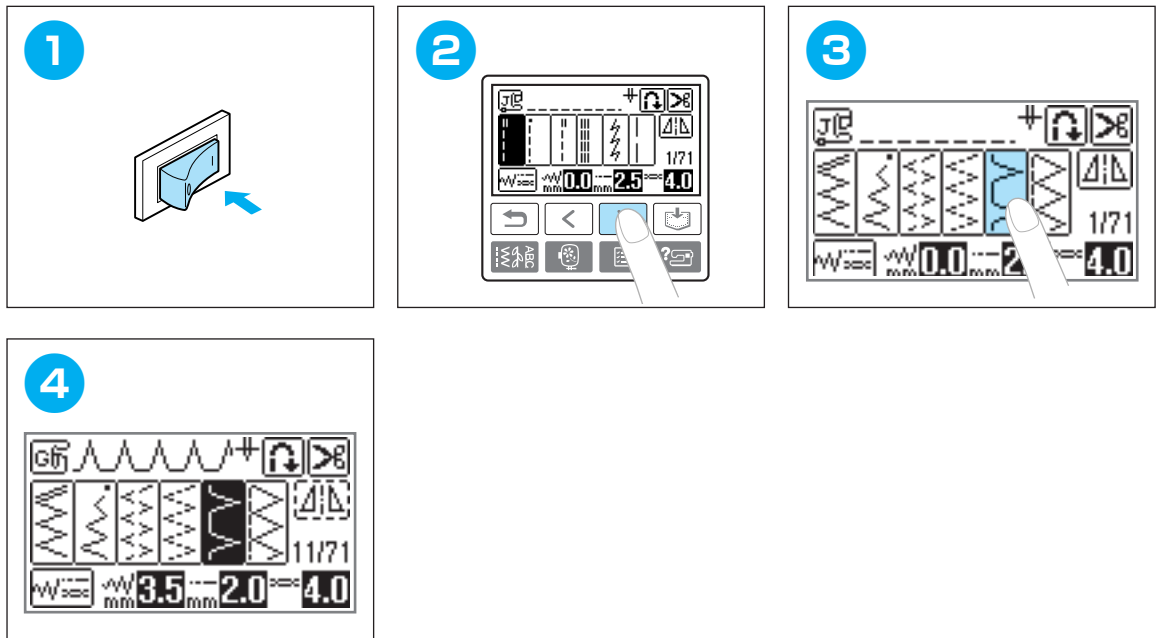
Kiezen van de steekpatronen

Selezione degli schemi punto

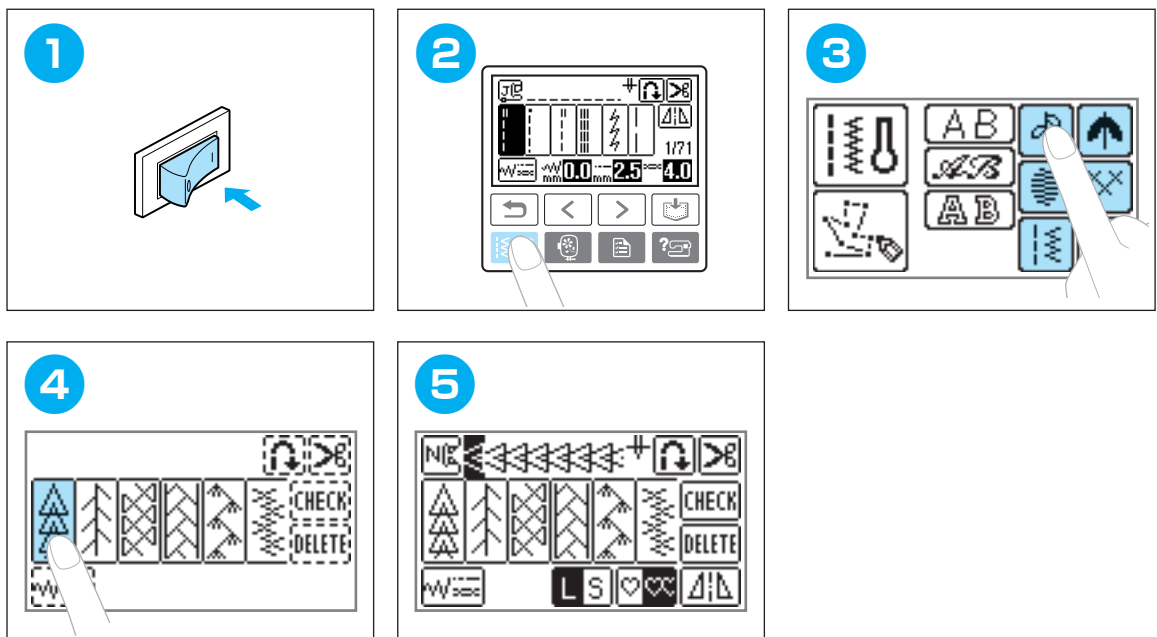
Selección de tipos de puntada

Выбор рисунков строчек

- ◆ Utility Stitches
- ◆ Nutzstiche
- ◆ Points utilitaires
- ◆ Naaisteken
- ◆ Punti utili
- ◆ Puntadas utiles
- ◆ Обычные строчки



- ◆ Other Stitches
- ◆ Weitere Stiche
- ◆ Autres points
- ◆ Andere steken
- ◆ Altri punti
- ◆ Otras puntadas
- ◆ Другие строчки



Summary of Stitch Patterns

Nähmuster-Übersicht

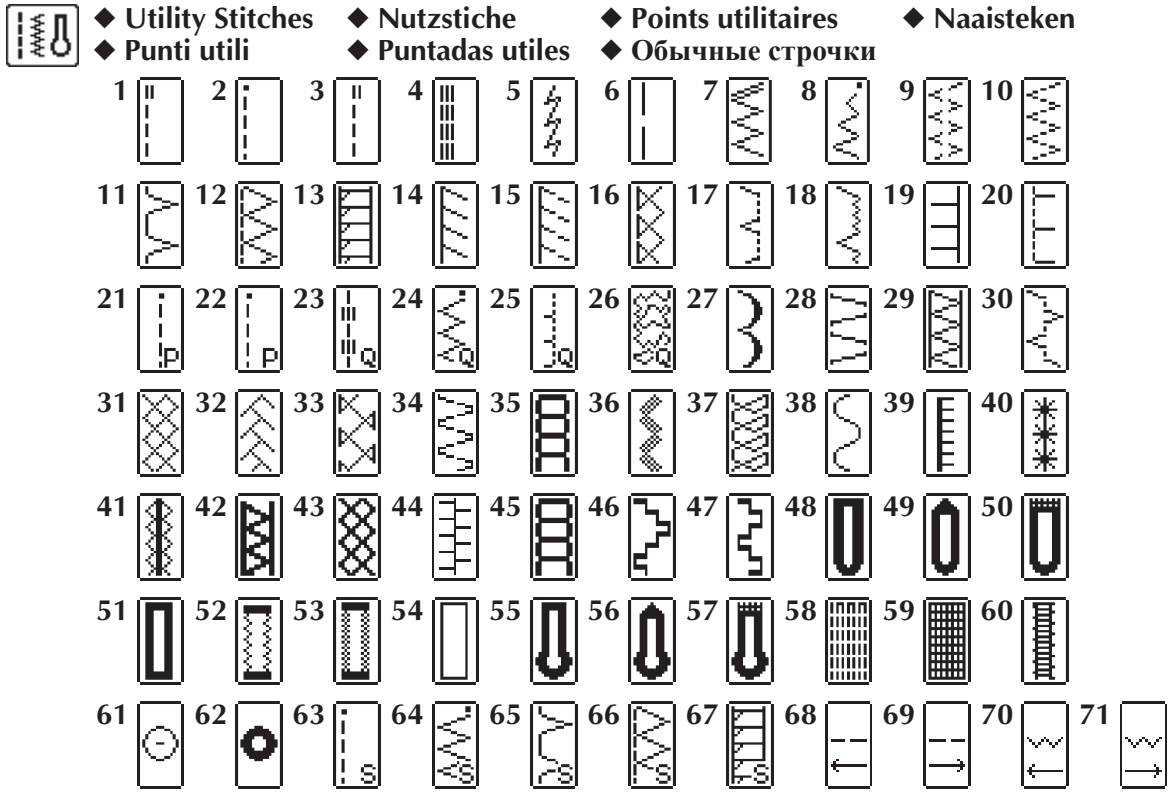
Sommaires des motifs de point

Overzicht van de steekpatronen

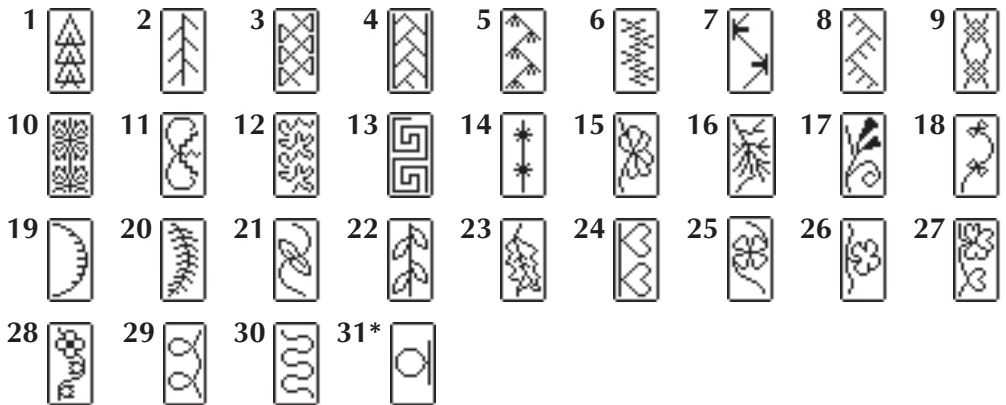
Sommario degli schemi punto

Resumen de tipos de puntada

Рисунки строчек



- ◆ Utility Stitches ◆ Nutzstiche ◆ Points utilitaires ◆ Naaisteken
- ◆ Punti utili ◆ Puntadas utiles ◆ Обычные строчки
- ◆ Other Stitches ◆ Weitere Stiche ◆ Autres points ◆ Andere steken
- ◆ Altri punti ◆ Otras puntadas ◆ Другие строчки
- Decorative stitches ■ Zierstiche ■ Points décoratifs ■ Decoratieve steken
- Punti decorativi ■ Puntadas decorativas ■ Декоративные строчки



* Pattern for making adjustment * Muster für Einstellungen * Motif pour effectuer un réglage
 * Patroon voor het maken van afstellingen * Schema per eseguire la regolazione * Dibujo para hacer ajustes
 * Калибровочная строчка

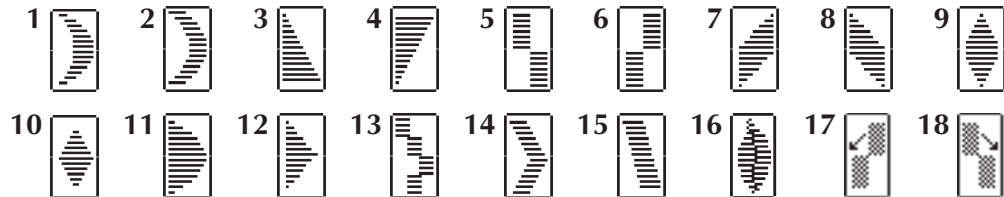


■ Satin stitches
■ Puntis a raso

■ Satinstiche
■ Puntadas para satén

■ Points plumetis
■ Атласные строчки

■ Satijnen steken




■ Cross-stitches
■ Puntis croce

■ Kreuzstiche
■ Costura cruzada

■ Points croisés
■ Крестовидные строчки

■ Kruissteken



■ Decorative Satin stitches
■ Decoratieve satijnen steken
■ Декоративные атласные строчки

■ Satin Zierstiche
■ Punt decorativi a raso

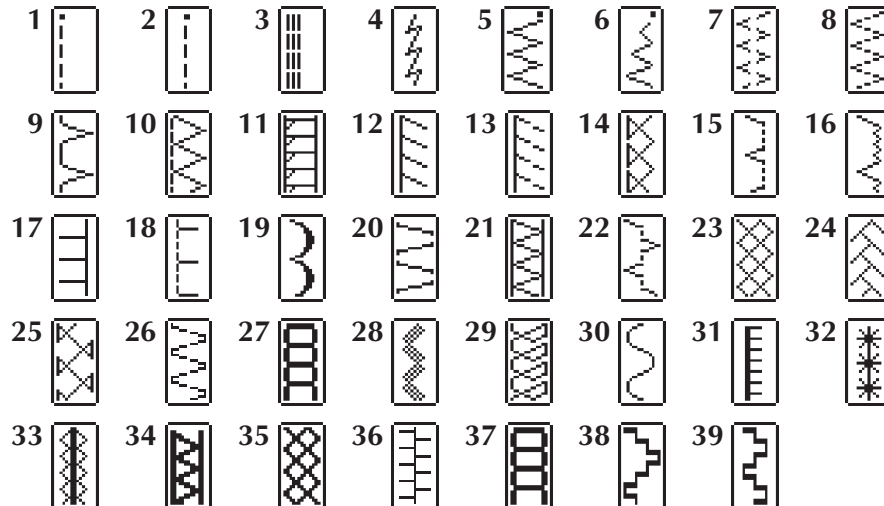
■ Points plumetis décoratifs
■ Puntadas decorativas para satén



■ Combined Utility Stitches
■ Gecombineerde naaisteken
■ Комбинированные основные строчки

■ Kombinierte Gebrauchsstiche
■ Puntis utili combinati

■ Point utilitaires combinés
■ Puntadas de utilidad combinadas



- ◆ Character Stitches ◆ Buchstaben stiche ◆ Points caractère ◆ Lettersteken
 ◆ Punto con caratteri ◆ Costuras de caracteres ◆ Символьные строчки



- Gothic font ■ Schriftart Gotisch ■ Police Gothique ■ type Gothic
 ■ carattere gotico ■ Letra gótica ■ Готический шрифт

ABCDEFGHIJKLMNOPS
 TUVWXYZ
 0123456789
 &?!-_() ' . ,
 Ä Å Æ Ñ Ö Ø Ç Ü ß
 a b c d e f g h i j k l m n o p q r s
 t u v w x y z
 ä å æ ë ê é ê ñ ö ø ø ï ç ü ù



- Script font ■ Schriftart Script ■ Police Script ■ type Script
 ■ carattere in corsivo ■ Letra escritura ■ Рукописный шрифт

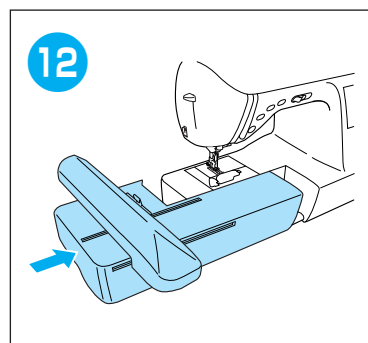
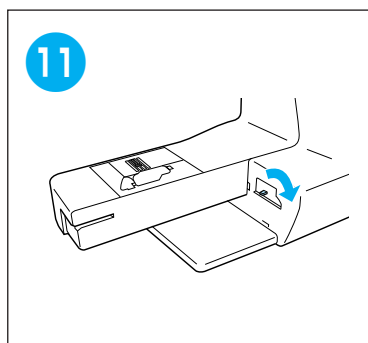
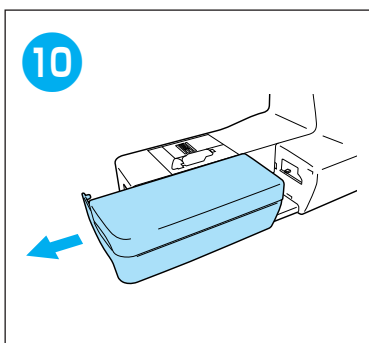
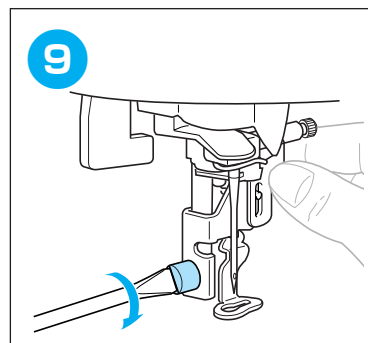
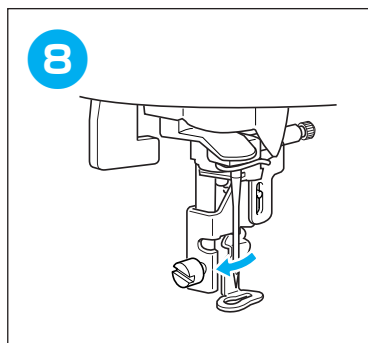
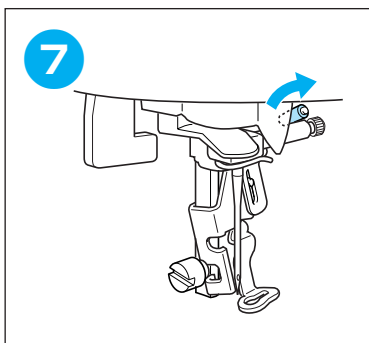
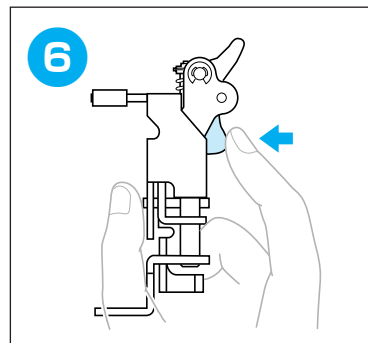
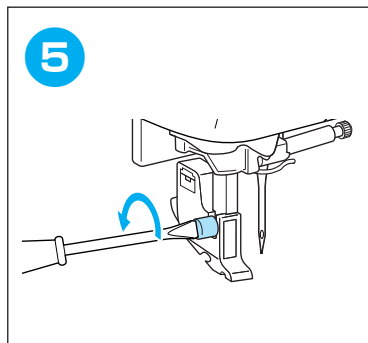
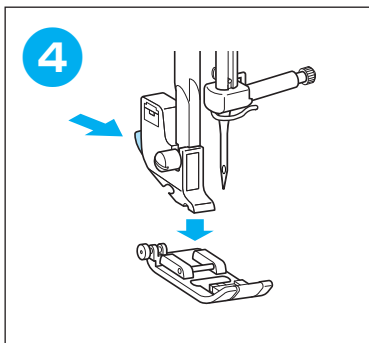
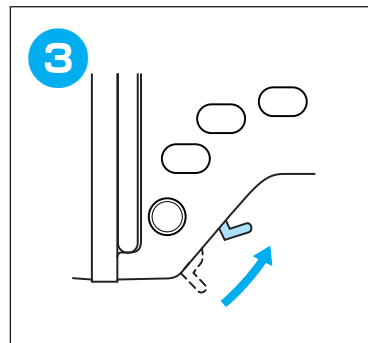
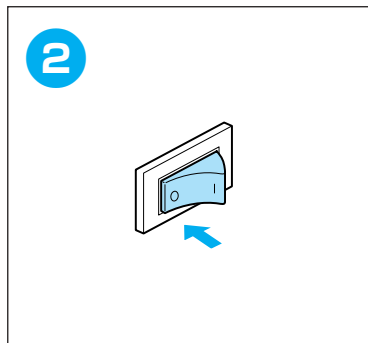
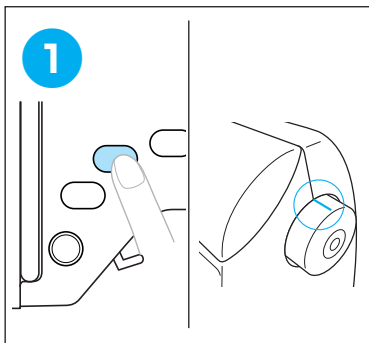
ABCDEFGHIJKLMNOPS
 TUVWXYZ
 0123456789
 &?!-_() ' . ,
 Ä Å Æ Ñ Ö Ø Ç Ü ß
 a b c d e f g h i j k l m n o p q r s
 t u v w x y z
 ä å æ ë ê é ê ñ ö ø ø ï ç ü ù

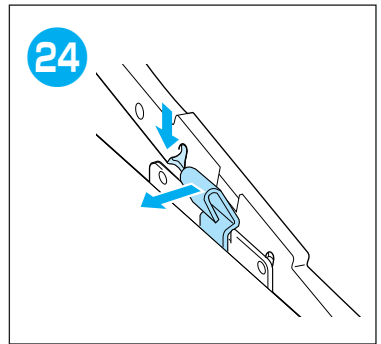
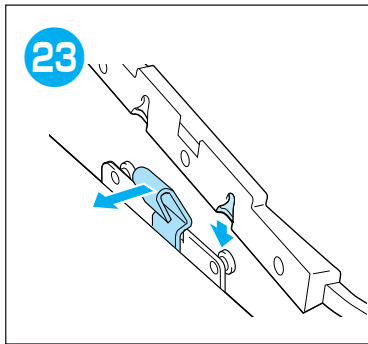
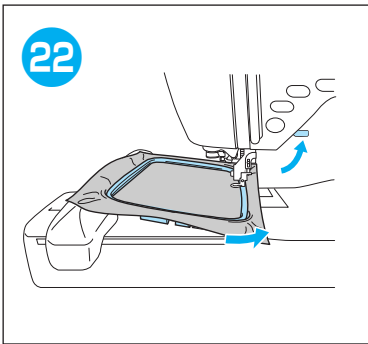
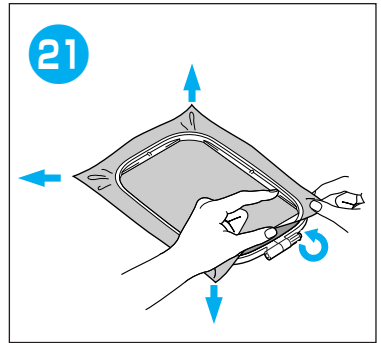
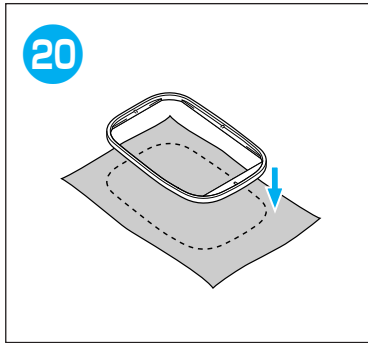
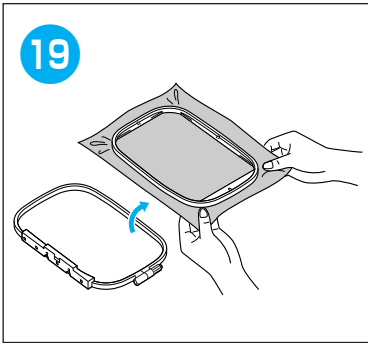
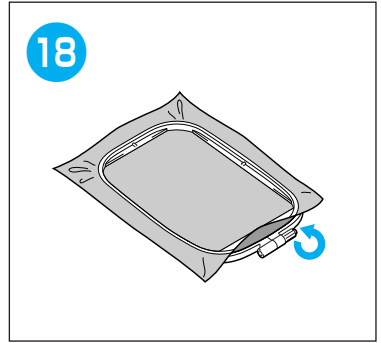
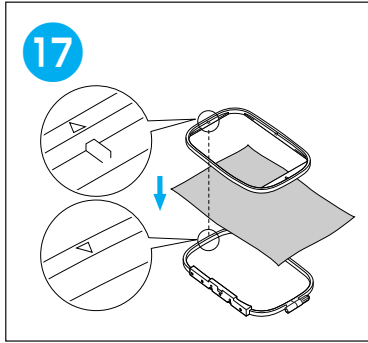
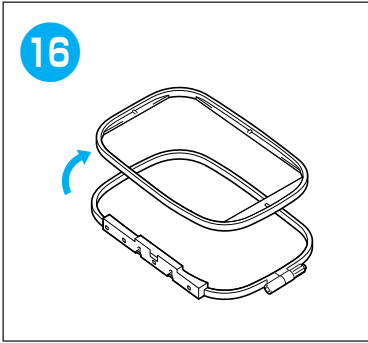
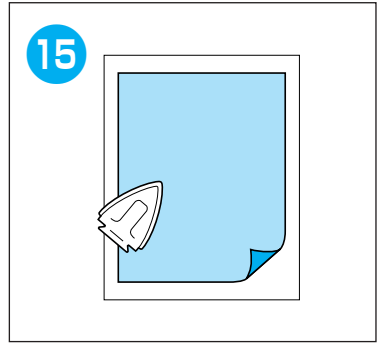
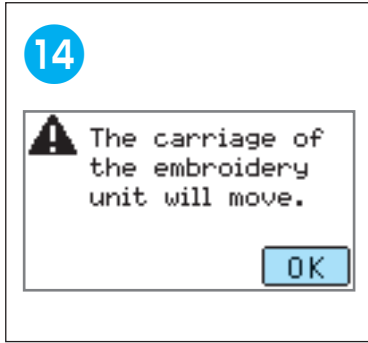
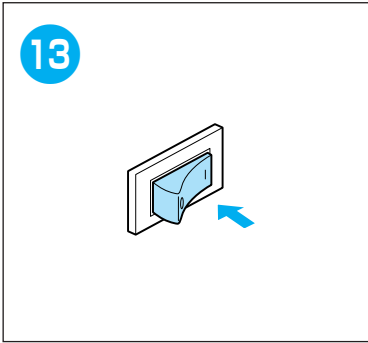


- Outline style ■ Schriftart Umriss ■ Style contours ■ opmaak Contour
 ■ stile contorno ■ Estilo de contorno ■ Контурный шрифт

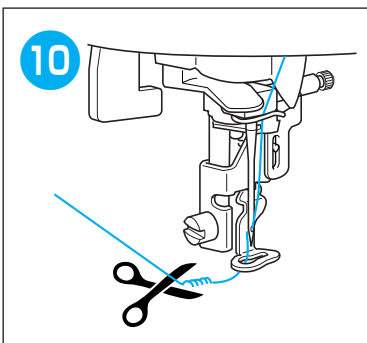
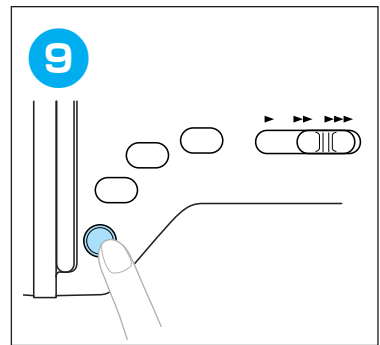
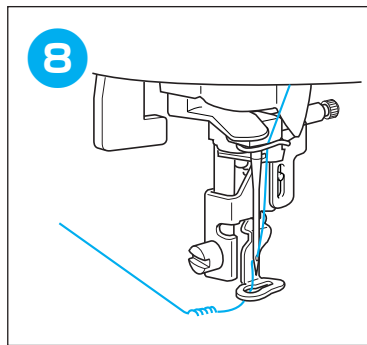
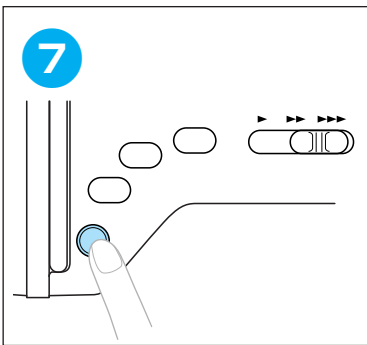
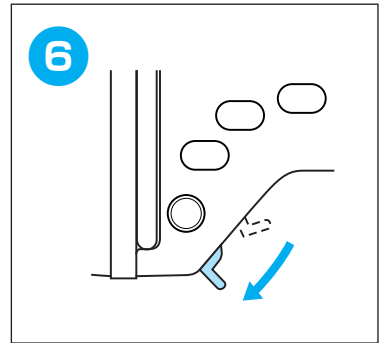
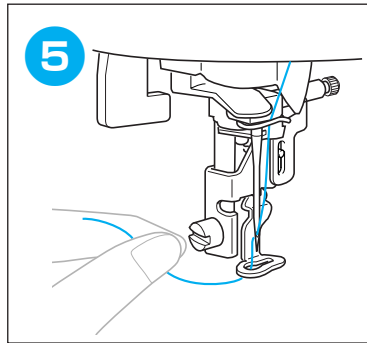
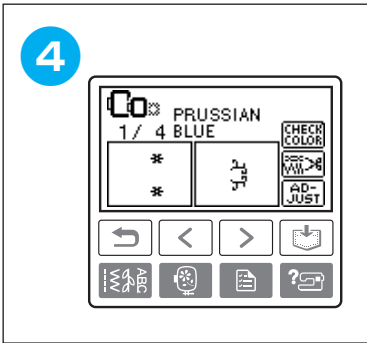
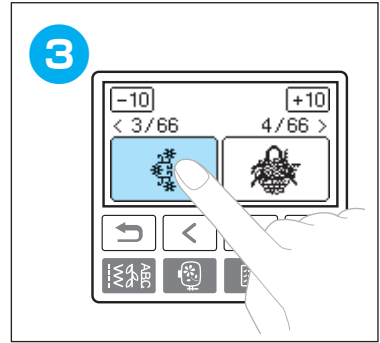
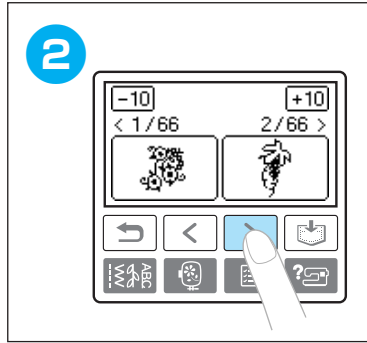
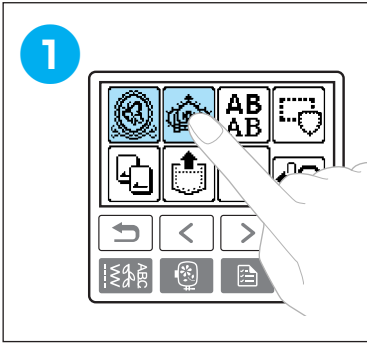
ABCDEFGHIJKLMNOPS
 TUVWXYZ
 0123456789
 &?!-_() ' . ,
 Ä Å Æ Ñ Ö Ø Ç Ü ß
 a b c d e f g h i j k l m n o p q r s
 t u v w x y z
 ä å æ ë ê é ê ñ ö ø ø ï ç ü ù

Preparing to Embroider
Vorbereitung zum Sticken
Préparation de la broderie
Vorbereidingen voor borduren
Preparativi per il ricamo
Preparativos para bordar
Подготовка к вышиванию





Selecting Embroidery Patterns Wählen von Stickmustern Sélection des motifs de broderie Kiezen van borduurpatronen Selezione degli schemi di ricamo Selección de diseños de bordados Выбор рисунков вышивания



Character Patterns
Zeichenmuster
Motifs de caractères
Karakterpatronen
Schemi con lettere
Tipos de caracteres
Текстовые рисунки

ABC

A B C D E F G H I J K L M N O P Q R S
T U V W X Y Z
a b c d e f g h i j k l m n o p q r s
t u v w x y z
0 1 2 3 4 5 6 7 8 9
& ? ! - _ () ' . , /
Ä Å Æ Æ Ñ Ö Ø Ç Ü
ä å æ Æ ñ ö ø ì ç ü ù ß

ABC

A B C D E F G H I J K L M N O P Q R S
T U V W X Y Z
a b c d e f g h i j k l m n o p q r s
t u v w x y z
0 1 2 3 4 5 6 7 8 9
& ? ! - _ () ' . , /
Ä Å Æ Æ Ñ ö Ø Ç Ü
ä å æ Æ ñ ö ø ì ç ü ù ß

ABC

A B C D E F G H I J K L M N O P Q R S
T U V W X Y Z
a b c d e f g h i j k l m n o p q r s
t u v w x y z
0 1 2 3 4 5 6 7 8 9
& ? ! - _ () ' . , /
Ä Å Æ Æ Ñ ö Ø Ç Ü
ä å æ Æ ñ ö ø ì ç ü ù ß

ABC

A B C D E F G H I J K L M N O P Q R S
 T U V W X Y Z
 a b c d e f g h i j k l m n o p q r s
 t u v w x y z
 0 1 2 3 4 5 6 7 8 9
 & ? ! - _ () ' . , /
 Ä Å Æ Æ Ñ Ö Ø Ç Ü
 ä å æ è é ê ñ ö ø ì ç ü ù ß

ABC

A B C D E F G H I J K L M N O P Q R S
 T U V W X Y Z
 a b c d e f g h i j k l m n o p q r s
 t u v w x y z
 0 1 2 3 4 5 6 7 8 9
 & ? ! - _ () ' . , /
 Ä Å Æ Æ Ñ Ö Ø Ç Ü
 ä å æ è é ê ñ ö ø ì ç ü ù ß

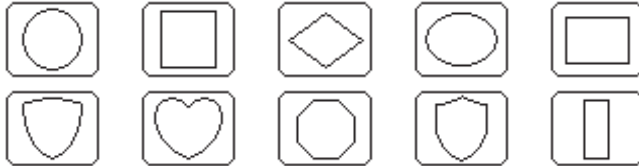
ABC

A B C D E F G H I J K L M N O P Q R S
 T U V W X Y Z
 a b c d e f g h i j k l m n o p q r s
 t u v w x y z
 0 1 2 3 4 5 6 7 8 9
 & ? ! - _ () ' . , /
 Ä Å Æ Æ Ñ Ö Ø Ç Ü
 ä å æ è é ê ñ ö ø ì ç ü ù ß

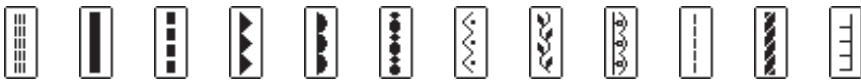
Frame patterns Rahmenmuster Motifs cadres Kaderpatronen Motivi a cornicetta Costuras de encuadre Рисунки оформления



- Frame shapes
- Rahmen-Formen
- Formes de cadre
- Raamvormen
- Forme cornici
- Tipos de bastidores
- Формы обрамления



- Stitches
- Stiche
- Points
- Steken
- Punti
- Puntadas
- Строчки





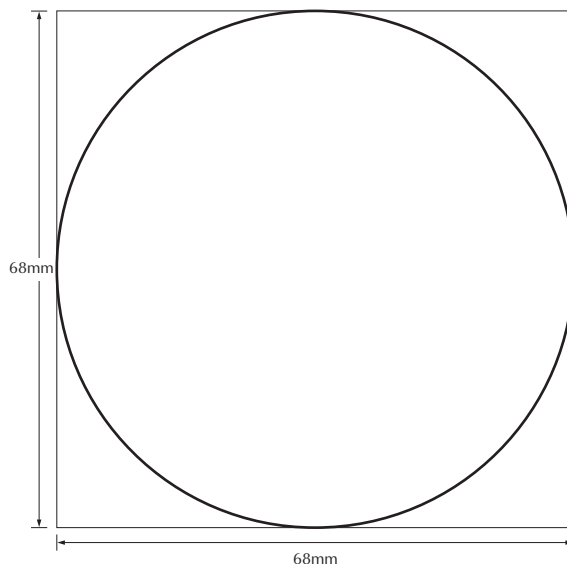
- Sample at actual size
- Muster in Originalgröße
- Exemple en vraie grandeur
- Voorbeeld op ware grootte
- Campione in dimensioni reali
- Muestra en tamaño real
- Образец (реальный размер)

Sample combining  and  / Muster mit Kombination von  und  /

Exemple combinant  et  / Voorbeeld waarin  en  zijn gecombineerd /

Campione che combina  e  / Muestra combinando  y  /

Образец комбинации  и  /





Embroidery Pattern Color Change Table Stickmuster-Farbtabelle

No. 1-
No. 70

Tableau de changement de couleur des motifs de broderie
Kleurwijzigingstabel voor de borduurpatronen
Tabella di cambiamento colori degli schemi di ricamo
Tabla de cambio de color para patrones de bordado
Таблица смены цвета нитей для рисунка вышивки



No.1

8min	
1	(502)
2	(019)
3	(205)
4	(208)

Size
↕9.5cm ↔7.1cm



No.6

4min	
1	(485)
2	(473)
3	(264)
4	(322)
5	(334)
6	(000)
7	(133)

Size
↕2.0cm ↔9.5cm



No.11

2min	
1	(124)
2	(027)

Size
↕3.8cm ↔4.1cm



No.2

11min	
1	(086)
2	(843)
3	(058)
4	(010)
5	(205)

Size
↕5.7cm ↔7.7cm



No.7

8min	
1	(502)
2	(010)
3	(208)

Size
↕7.3cm ↔6.0cm



No.12

3min	
1	(205)
2	(502)
3	(070)

Size
↕3.6cm ↔5.2cm



No.3

16min	
1	(502)
2	(612)
3	(070)
4	(010)
5	(007)

Size
↕7.4cm ↔7.4cm



No.8

2min	
1	(800)
2	(507)
3	(900)

Size
↕2.6cm ↔2.9cm



No.13

2min	
1	(810)

Size
↕5.5cm ↔4.1cm



No.4

1min	
1	(800)
2	(507)

Size
↕2.9cm ↔1.9cm



No.9

2min	
1	(027)
2	(810)
3	(620)

Size
↕2.3cm ↔4.0cm



No.14

6min	
1	(804)
2	(027)
3	(804)
4	(206)

Size
↕9.1cm ↔8.9cm



No.5

2min	
1	(507)
2	(513)
3	(205)
4	(339)

Size
↕3.8cm ↔4.3cm



No.10

3min	
1	(534)
2	(800)
3	(307)
4	(030)

Size
↕2.7cm ↔4.1cm




No.15

16min	
1	(513)
2	(534)
3	(612)
4	(620)
5	(070)
6	(010)

Size
↕9.6cm ↔8.6cm

COUNTRY

No.16




16min

1	(070)
2	(007)
3	(070)
4	(707)

Size
 ↓6.0cm ↔9.5cm

No.20




4min

1	(800)
2	(001)
3	(843)
4	(323)
5	(900)

Size
 ↓3.2cm ↔2.9cm

No.25




3min

1	(800)
2	(405)
3	(208)
4	(507)

Size
 ↓4.8cm ↔4.9cm

No.17




10min

1	(027)
2	(515)
3	(339)
4	(810)
5	(010)
6	(070)
7	(058)
8	(027)
9	(339)
10	(070)
11	(058)

Size
 ↓8.2cm ↔7.0cm

No.21




2min

1	(001)
2	(307)
3	(707)

Size
 ↓2.6cm ↔2.4cm

No.26




4min

1	(001)
2	(323)
3	(010)
4	(900)

Size
 ↓3.4cm ↔3.8cm

No.22




2min

1	(086)
2	(612)
3	(070)
4	(208)

Size
 ↓3.2cm ↔4.8cm

No.27




2min

1	(019)
2	(001)
3	(405)

Size
 ↓2.6cm ↔3.7cm

No.18




9min

1	(507)
2	(208)
3	(800)
4	(620)
5	(027)
6	(339)
7	(507)

Size
 ↓4.3cm ↔6.7cm

No.23




19min

1	(025)
2	(242)
3	(224)
4	(354)
5	(126)
6	(586)
7	(747)

Size
 ↓8.9cm ↔9.6cm

No.28




1min

1	(086)
2	(214)
3	(513)
4	(707)

Size
 ↓2.7cm ↔3.2cm

No.19




7min

1	(027)
2	(208)
3	(209)
4	(058)
5	(507)
6	(209)

Size
 ↓9.6cm ↔9.4cm

No.24




7min

1	(586)
2	(025)
3	(473)
4	(242)
5	(224)
6	(255)
7	(747)

Size
 ↓5.0cm ↔5.0cm

No.29



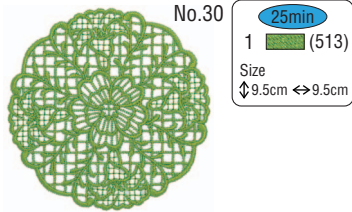
9min

1	(001)
2	(707)
3	(800)
4	(707)
5	(017)
6	(405)
7	(007)

Size
 ↓4.7cm ↔7.4cm


COUNTRY

COUNTRY




No.30

25min
1 (513)
Size
9.5cm ↔ 9.5cm



No.35

13min
1 (810)
Size
7.4cm ↔ 9.6cm



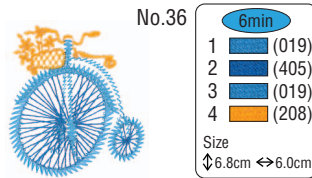
No.40

21min
1 (152)
2 (158)
3 (126)
4 (024)
5 (155)
6 (158)
7 (024)
8 (126)
Size
9.5cm ↔ 9.5cm
COUNTRY



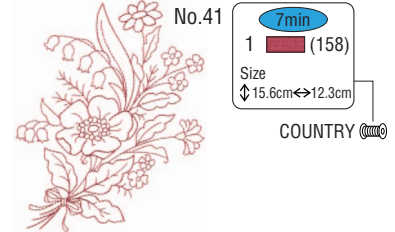
No.31

4min
1 (810)
Size
4.8cm ↔ 8.5cm



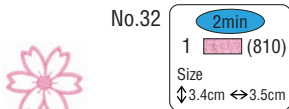
No.36

6min
1 (019)
2 (405)
3 (019)
4 (208)
Size
6.8cm ↔ 6.0cm



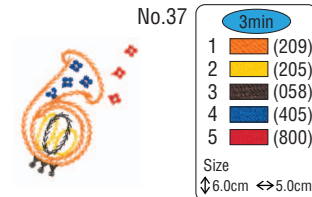
No.41

7min
1 (158)
Size
15.6cm ↔ 12.3cm
COUNTRY



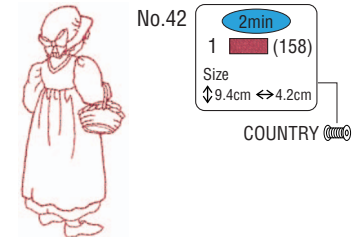
No.32

2min
1 (810)
Size
3.4cm ↔ 3.5cm



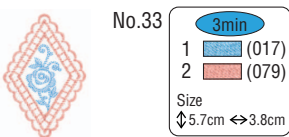
No.37

3min
1 (209)
2 (205)
3 (058)
4 (405)
5 (800)
Size
6.0cm ↔ 5.0cm



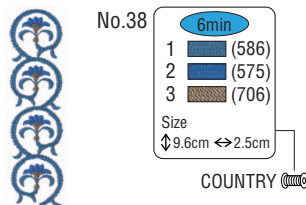
No.42

2min
1 (158)
Size
9.4cm ↔ 4.2cm
COUNTRY



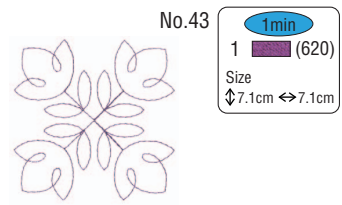
No.33

3min
1 (017)
2 (079)
Size
5.7cm ↔ 3.8cm



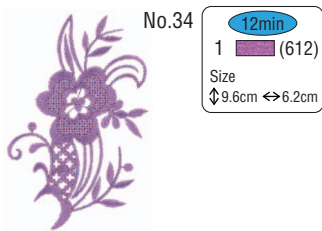
No.38

6min
1 (586)
2 (575)
3 (706)
Size
9.6cm ↔ 2.5cm
COUNTRY



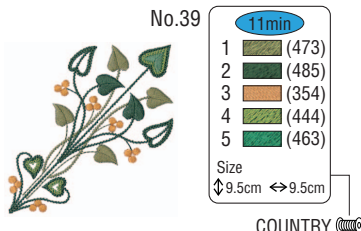
No.43

1min
1 (620)
Size
7.1cm ↔ 7.1cm



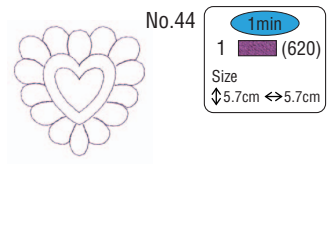
No.34

12min
1 (612)
Size
9.6cm ↔ 6.2cm



No.39

11min
1 (473)
2 (485)
3 (354)
4 (444)
5 (463)
Size
9.5cm ↔ 9.5cm
COUNTRY




No.44

1min
1 (620)
Size
5.7cm ↔ 5.7cm

Embroidery Pattern Color Change Table
Stickmuster-Farbtabelle
Tableau de changement de couleur des motifs de broderie
Kleurwijzigingstabel voor de borduurpatronen
Tabella di cambiamento colori degli schemi di ricamo
Tabla de cambio de color para patrones de bordado
Таблица смены цвета нитей для рисунка вышивки

No.45




8min

1	(152)
2	(444)
3	(717)
4	(255)
5	(354)
6	(446)
7	(444)

Size
 ↓7.6cm ↔8.2cm

COUNTRY

No.49




7min

1	(334)
2	(322)
3	(335)
4	(336)
5	(473)
6	(354)
7	(485)
8	(148)
9	(255)

Size
 ↓4.8cm ↔9.4cm

COUNTRY

No.53




7min

1	(027)
2	(017)
3	(124)
4	(307)

Size
 ↓9.4cm ↔9.5cm

No.46



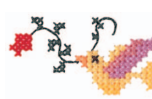
19min

1	(706)
2	(354)
3	(264)
4	(122)
5	(133)
6	(335)
7	(444)
8	(446)
9	(485)
10	(126)
11	(255)
12	(512)

Size
 ↓9.2cm ↔9.0cm

COUNTRY

No.50




2min

1	(149)
2	(370)
3	(334)
4	(133)
5	(624)
6	(322)
7	(717)
8	(485)

Size
 ↓2.8cm ↔5.4cm

COUNTRY

No.54




2min

1	(027)
2	(124)
3	(017)
4	(307)

Size
 ↓3.0cm ↔9.4cm

No.47



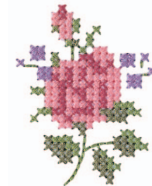
11min

1	(025)
2	(224)
3	(473)
4	(155)
5	(485)
6	(149)

Size
 ↓9.4cm ↔8.2cm

COUNTRY

No.51




4min

1	(024)
2	(152)
3	(444)
4	(473)
5	(623)

Size
 ↓5.3cm ↔4.0cm

COUNTRY

No.55




3min

1	(079)
2	(124)

Size
 ↓4.6cm ↔3.2cm

No.48




5min

1	(446)
2	(335)
3	(404)

Size
 ↓9.0cm ↔5.8cm

COUNTRY

No.52




1min

1	(025)
2	(155)
3	(483)
4	(158)

Size
 ↓1.6cm ↔2.2cm

COUNTRY

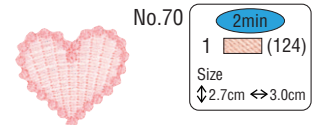
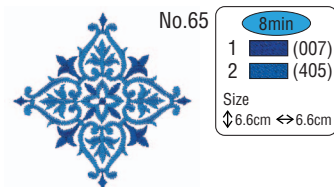
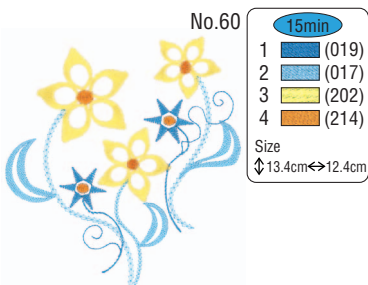
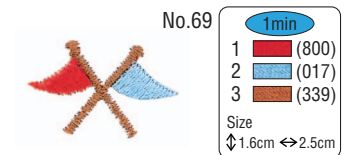
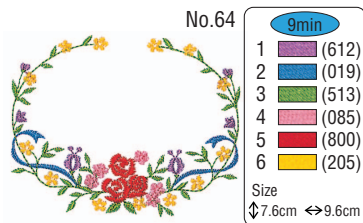
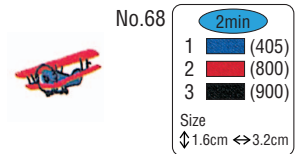
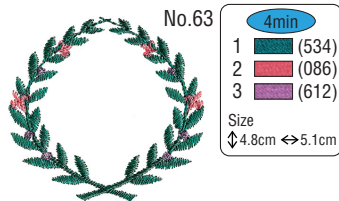
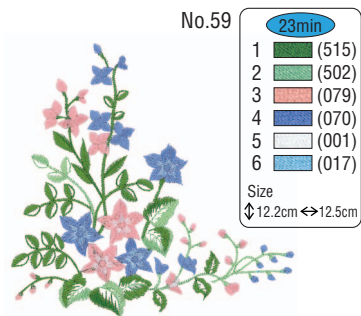
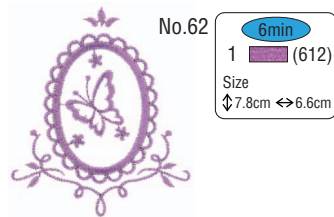

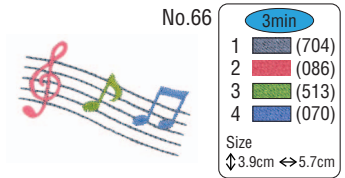
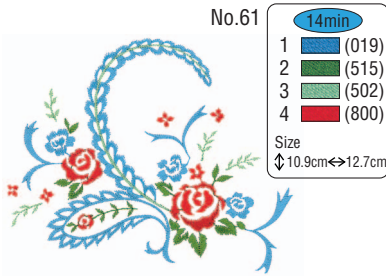
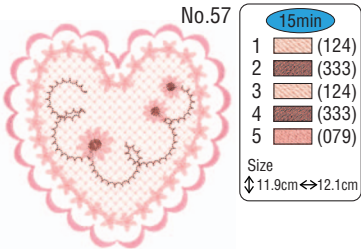
No.56



3min

1	(208)
2	(612)
3	(010)
4	(027)
5	(206)
6	(058)

Size
 ↓2.9cm ↔3.8cm





Embroidery Pattern Color Change Table Stickmuster-Farbtabelle

No. 1-
No. 66

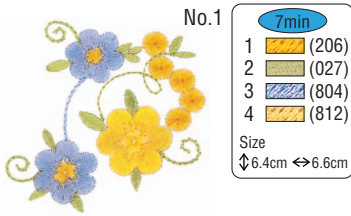
Tableau de changement de couleur des motifs de broderie

Kleurwijzigingstabel voor de borduurpatronen

Tabella di cambiamento colori degli schemi di ricamo


Tabla de cambio de color para patrones de bordado

Таблица смены цвета нитей для рисунка вышивки



No.1

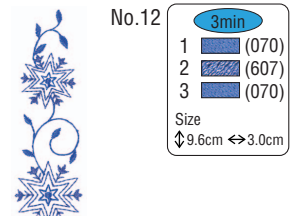
7min	
1	(206)
2	(027)
3	(804)
4	(812)
Size ↓6.4cm ↔ 6.6cm	



No.7

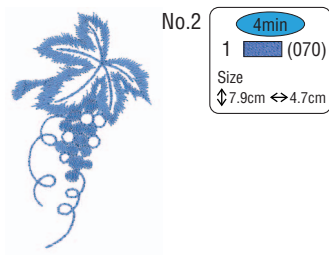
25min	
1	(473)
2	(444)
3	(463)
4	(473)
5	(354)
6	(158)
7	(322)
8	(336)
9	(264)
10	(322)
11	(336)
12	(264)
13	(444)
14	(706)
Size ↓9.6cm ↔ 9.4cm	

COUNTRY



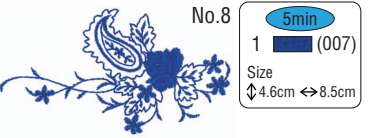
No.12

3min	
1	(070)
2	(607)
3	(070)
Size ↓9.6cm ↔ 3.0cm	



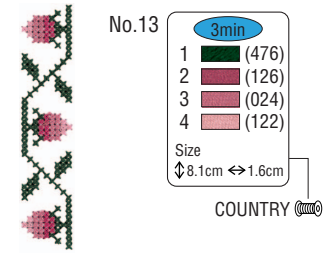
No.2

4min	
1	(070)
Size ↓7.9cm ↔ 4.7cm	



No.8

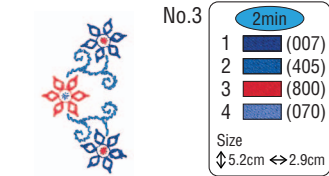
5min	
1	(007)
Size ↓4.6cm ↔ 8.5cm	



No.13

3min	
1	(476)
2	(126)
3	(024)
4	(122)
Size ↓8.1cm ↔ 1.6cm	

COUNTRY



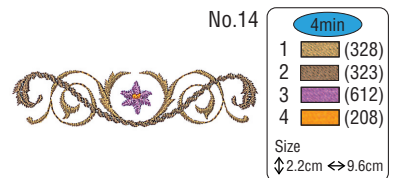
No.3

2min	
1	(007)
2	(405)
3	(800)
4	(070)
Size ↓5.2cm ↔ 2.9cm	



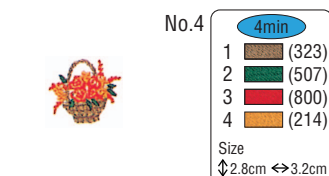
No.9

3min	
1	(007)
Size ↓3.9cm ↔ 8.1cm	




No.14

4min	
1	(328)
2	(323)
3	(612)
4	(208)
Size ↓2.2cm ↔ 9.6cm	



No.4

4min	
1	(323)
2	(507)
3	(800)
4	(214)
Size ↓2.8cm ↔ 3.2cm	



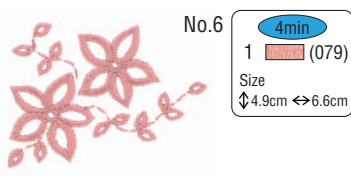
No.10

2min	
1	(214)
Size ↓3.0cm ↔ 5.7cm	



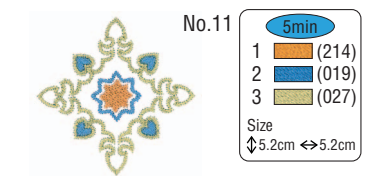
No.5

2min	
1	(019)
Size ↓2.2cm ↔ 4.3cm	



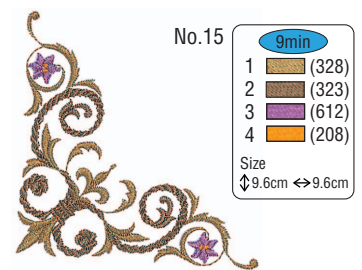
No.6

4min	
1	(079)
Size ↓4.9cm ↔ 6.6cm	



No.11

5min	
1	(214)
2	(019)
3	(027)
Size ↓5.2cm ↔ 5.2cm	



No.15

9min	
1	(328)
2	(323)
3	(612)
4	(208)
Size ↓9.6cm ↔ 9.6cm	




No.16

23min

1	(515)
2	(405)
3	(019)
4	(704)
5	(007)

Size
 ↓16.4cm ↔9.9cm



No.20

3min

1	(158)
---	-------

Size
 ↓7.1cm ↔8.7cm

COUNTRY



No.17

15min

1	(507)
2	(620)
3	(019)
4	(405)
5	(209)
6	(800)

Size
 ↓15.7cm ↔7.2cm



No.21

4min

1	(086)
---	-------

Size
 ↓7.1cm ↔4.5cm



No.22

9min

1	(001)
2	(208)
3	(017)
4	(612)
5	(070)
6	(707)
7	(900)

Size
 ↓3.9cm ↔5.7cm



No.18

18min

1	(323)
2	(502)
3	(515)
4	(079)
5	(085)
6	(208)

Size
 ↓13.6cm ↔10.0cm



No.23

18min

1	(513)
2	(001)
3	(323)
4	(800)
5	(017)
6	(810)
7	(900)
8	(513)
9	(001)
10	(323)
11	(019)
12	(070)
13	(900)
14	(058)
15	(502)
16	(704)
17	(900)

Size
 ↓9.6cm ↔6.5cm



No.19

7min

1	(017)
---	-------

Size
 ↓5.9cm ↔8.3cm



No.24

1min

1	(612)
---	-------

Size
 ↓5.8cm ↔9.4cm

Embroidery Pattern Color Change Table
Stickmuster-Farbtabelle
Tableau de changement de couleur des motifs de broderie
Kleurwijzigingstabel voor de borduurpatronen
Tabella di cambiamento colori degli schemi di ricamo
Tabla de cambio de color para patrones de bordado
Таблица смены цвета нитей для рисунка вышивки

No.25 2min

1 (612)

Size
 ↓ 17.6cm ↔ 5.7cm

No.26 2min

1 (612)

Size
 ↓ 12.6cm ↔ 12.6cm

No.27 4min

1 (070)

2 (079)

Size
 ↓ 6.9cm ↔ 6.3cm

No.28 4min

1 (323)

Size
 ↓ 10.0cm ↔ 6.5cm

★ No.29 2min

1 × (086)

2 (086)

3 (086)

4 (328)

Size
 ↓ 4.9cm ↔ 4.8cm

No.30 4min

1 (604)

2 (334)

3 (155)

Size
 ↓ 5.8cm ↔ 3.6cm

COUNTRY

No.31 3min

1 (800)

2 (001)

3 (900)

4 (019)

5 (205)

6 (323)

Size
 ↓ 3.0cm ↔ 2.1cm

No.32 3min

1 (005)

2 (323)

3 (058)

4 (900)

5 (323)

6 (005)

Size
 ↓ 2.9cm ↔ 2.9cm

No.33 2min

1 (704)

Size
 ↓ 2.3cm ↔ 3.0cm

No.34 2min

1 (001)

2 (405)

3 (017)

4 (800)

Size
 ↓ 3.2cm ↔ 3.3cm

No.35 4min

1 (001)

2 (843)

3 (707)

4 (900)

Size
 ↓ 4.0cm ↔ 2.7cm

No.36 5min

1 (507)

2 (208)

3 (001)

4 (307)

5 (800)

6 (339)

Size
 ↓ 4.2cm ↔ 4.9cm

No.37 10min

1 (800)

2 (030)

3 (507)

4 (070)

5 (005)

6 (070)

7 (900)

8 (328)

Size
 ↑ 5.5cm ↔ 9.3cm

No.38 8min

1 (586)

2 (485)

3 (473)

4 (149)

5 (334)

Size
 ↓ 5.5cm ↔ 9.0cm

No.39 4min

1 (588)

2 (000)

3 (126)

4 (024)

5 (255)

6 (354)

7 (586)

Size
 ↓ 3.4cm ↔ 8.1cm

COUNTRY

No.40 16min

1 (507)

2 (007)

3 (405)

4 (810)

5 (085)

6 (001)

7 (800)


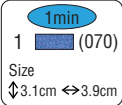

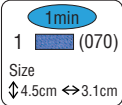

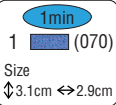



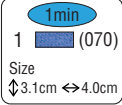

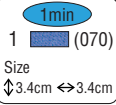

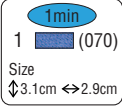

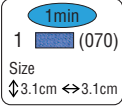

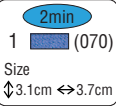

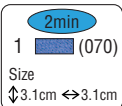

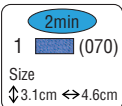

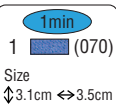

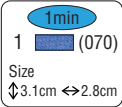

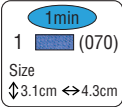



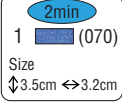

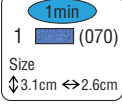

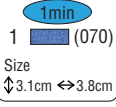

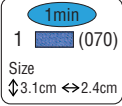

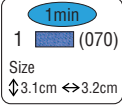

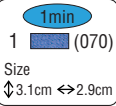

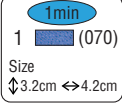

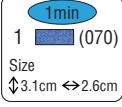

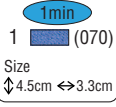




8 (900)

9 (208)

Size
 ↓ 9.6cm ↔ 6.3cm








































- ★ Refer to the operation manual for the sewing machine for details on how to embroider appliqués.
- ★ Für Einzelheiten zum Sticken der Applikationen wird auf die Bedienungsanleitung der Nähmaschine verwiesen.
- ★ Se reporter au mode d'emploi de la machine à coudre pour la façon de broder les appliqués.
- ★ Zie de bedieningshandleiding van de naaimachine voor nadere bijzonderheden betreffende het borduren van de appliqués.
- ★ Per istruzioni dettagliate sul ricamo delle applique consultare il manuale d'istruzioni della macchina per cucire.
- ★ Consulte el manual de instrucciones de la máquina de coser para los detalles sobre cómo bordar los apliques.
- ★ Подробные инструкции по вышиванию аппликаций см. в Руководстве по эксплуатации.

Embroidery Pattern Color Change Table
 Stickmuster-Farbtabelle
 Tableau de changement de couleur des motifs de broderie
 Kleurwijzigingstabel voor de borduurpatronen
 Tabella di cambiamento colori degli schemi di ricamo
 Tabla de cambio de color para patrones de bordado
 Таблица смены цвета нитей для рисунка вышивки

 No.41  Size ⇅3.1cm ⇅3.9cm	 No.50  Size ⇅4.5cm ⇅3.1cm	 No.59  Size ⇅3.1cm ⇅2.9cm
 No.42  Size ⇅3.1cm ⇅3.6cm	 No.51  Size ⇅3.1cm ⇅4.0cm	 No.60  Size ⇅3.4cm ⇅3.4cm
 No.43  Size ⇅3.1cm ⇅2.9cm	 No.52  Size ⇅3.1cm ⇅3.1cm	 No.61  Size ⇅3.1cm ⇅3.7cm
 No.44  Size ⇅3.1cm ⇅3.1cm	 No.53  Size ⇅3.1cm ⇅4.6cm	 No.62  Size ⇅3.1cm ⇅3.5cm
 No.45  Size ⇅3.1cm ⇅2.8cm	 No.54  Size ⇅3.1cm ⇅4.3cm	 No.63  Size ⇅3.1cm ⇅5.3cm
 No.46  Size ⇅3.5cm ⇅3.2cm	 No.55  Size ⇅3.1cm ⇅2.6cm	 No.64  Size ⇅3.1cm ⇅3.8cm
 No.47  Size ⇅3.1cm ⇅2.4cm	 No.56  Size ⇅3.1cm ⇅3.2cm	 No.65  Size ⇅3.1cm ⇅2.9cm
 No.48  Size ⇅3.2cm ⇅4.2cm	 No.57  Size ⇅3.1cm ⇅2.6cm	 No.66  Size ⇅4.5cm ⇅3.3cm
 No.49  Size ⇅3.1cm ⇅2.7cm	 No.58  Size ⇅3.1cm ⇅3.7cm	











































Color Thread Conversion Chart
Tableau de conversion des fils de couleur
Tabella di conversione dei fili colorati
Таблица преобразования цветов нитей

Stickgarn-Farbtabelle
Omzettingstabel voor kleurgaren
Tabla de conversión de hilos de color

	Color Name / Name der Farbe / Nom de la couleur / Kleur naam / Nome del colore / Nombre de color / Наименование цвета	Embroidery	Country	Madeira Polyneon	Madeira Rayon	Sulky	R.A. Polyster
1	Black / Schwarz / Noir / Zwart / Nero / Negro / Черный	 900	 100	1800	1000	1005	5596
2	White / Weiss / Blanc / Wit / Bianco / Blanco / Белый	 001	 000	1801	1002	1001	5597
3	Red / Rot / Rouge / Rood / Rosso / Rojo / Красный	 800	 149	1637	1037	1037	5678
4	Pink / Rosa / Rose / Rose / Rosa / Rosado / Розовый	 085	 155	1921	1108	1224	5523
5	Deep Rose / Tiefrot / Rose foncé / Roserood / Rosa Intenso / Rosa Intenso / Темно-розовый	 086	 024	1721	1117	1154	9168
6	Flesh Pink / Fleischfarben / Rose chair / Lichtrose / Rosa Carne / Rosa Claro / Свежий розовый	 124	 152	1915	1015	1064	5677
7	Dark Fuchsia / Dunkelviolett / Fuchsia foncé / Donker Fuchsia Paars / Fuchsia Scuro / Fuchsia Oscuro / Цвет темной фуксии	 107	 126	1984	1383	1533	5804
8	Vermillion / Zinnoberrat / Vermillon / Vermil Joen / Rosso Vermiglio / Bermellon / Багряный	 030	 148	1779	1179	1184	9023
9	Carmine / Karminrot / Carmin / Karmijn / Rosso Carminio / Carmin / Карминный	 807	 158	1986	1081	1511	5561
10	Royal Purple / Königspurpur / Pourpre royal / Dieppaars / Rosso-Violaceo / Violeta Real / Яркий пурпурный	 869	 636	1788	1188	1192	5681
11	Magenta / Magenta / Magenta / Magenta / Magenta / Magenta / Фукиши	 620	 625	1710	1319	1191	5592
12	Salmon Pink / Lachsrosa / Rose saumon / Zalmrose / Rosa Salomne / Rosa Salmon / Оранжево-розовый	 079	 122	1816	1317	1225	5773
13	Amber Red / Bernsteinrot / Rouge ambre / Amber Rood / Rosso Ambra / Rojo Ambar / Янтарно-красный	 333	 212	1942	1341	1119	5591
14	Lemon Yellow / Zitronengelb / Jaune citron / Citro Engeel / Giallo Limone / Amarillo Limon / Лимоновожелтый	 202	 342	1623	1023	1067	5625
15	Yellow / Gelb / Jaune / Geel / Giallo / Amarillo / Желтый	 205	 043	1980	1068	1187	5860
16	Harvest Gold / Erntegold / Or blé / Oogst Kleurig Goud / Giallo Grano / Amarillo Trigo / Желтозолотистый	 206	 334	1971	1024	1124	5770
17	Orange / Orange / Orange / Oranje / Arancio / Naranja / Оранжевый	 208	 335	1951	1137	1024	5694
18	Pumpkin / Kürbisgelb / Citrouille / Pompoen / Giallo Zucca / Calabaza / Тыквенный	 126	 322	1952	1155	1065	5630
19	Tangerine / Mandarinenorange / Tangerine / Felorange / Mandarino / Tangerina / Мандаринный цвет	 209	 336	1965	1078	1078	5518
20	Cream Brown / Braun Weiss / Brun crème / Creme Bruin / Nocciola / Marron Crema / Кремовый	 010	 331	1866	1022	1061	5761
21	Cream Yellow / Gelblich Weiss / Jaune crème / Cremegel / Giallo Crema / Amarillo Crema / Кремовожелтый	 812	 370	1861	1349	1135	5564
22	Khaki / Khakibraun / Kaki / Khaki / Kaki / Caqui / Цвет хаки	 348	 242	1939	1255	1055	5636
23	Deep Gold / Tiefgold / Or foncé / Diepgoud / Oro Scuro / Amarillo Oro / Глубокий золотой	 214	 354	1772	1172	1025	5770
24	Brass / Messingfarben / Cuivre / Koper / Ottone / Bronze / Цвет латуни	 328	 404	1791	1192	1159	9109
25	Linen / Leinen Farbig / Drap / Linnen / Lino / Lino / Лыняной	 307	 025	1682	1149	1082	5635
26	Dark Brown / Dunkelbraun / Brun sombre / Donker Bruin / Marrone Scuro / Marron Oscuro / Темно-коричневый	 058	 717	1859	1130	1129	5637
27	Reddish Brown / Rotbraun / Brun rougeâtre / Rossing Bruin / Marrone Bruciato / Marron Rojizo / Краснокоричневый	 337	 264	1753	1253	1021	5781
28	Clay Brown / Lehmbraun / Brun argile / Kleibrain / Marrone Argilla / Marron Tierra / Коричневый	 339	 224	1621	1021	1158	5590
29	Beige / Beige / Beige / Beige / Beige / Beige / Бежевый	 843	 012	1738	1138	1127	5598
30	Warm Gray / Warmgrau / Gris vif / Warm Grijs / Grigio Caldo / Gris Caliente / Теплый серый	 399	 706	1860	1085	1218	9126
31	Russet Brown / Rotbraun / Brun roussâtre / Roodbruin / Ruggine / Marron Bermejo / Желтокоричневый	 330	 414	1726	1194	1126	5702
32	Light Brown / Hellbraun / Brun clair / Licht Bruin / Marrone Chiaro / Marron Claro / Светло-коричневый	 323	 255	1729	1056	1128	5789
33	Seacrest / Blassgrün / Vert pâle / Blauw Groen / Cresta Di Mare / Verde Celadon / Сероголубой	 542	 505	1647	1219	1077	5578
34	Mint Green / Pfefferminzgrün / Vert menthe / Munt Groen / Verde Menta / Verde Menta / Мятный зеленый	 502	 461	1702	1302	1047	5511
35	Leaf Green / Blattgrün / Vert feuille / Bladgroen / Verde Prato / Verde De Hoja / Цвет зеленой лисья	 509	 463	1749	1050	1510	5514
36	Olive Green / Olivgrün / Vert olive / Olijf Groen / Verde Oliva / Verde Oliva / Зеленый оливковый	 519	 476	1904	1396	1174	5502
37	Dark Olive / Dunkelolivgrün / Olive foncé / Donker Olijf / Oliva Scuro / Verde Oliva Oscuro / Темно-оливковый	 517	 473	1769	1156	1156	9122
38	Teal Green / Blaugrün / Vert sarcelle / Taling Groen / Verde Anatra / Verde Azulado / Зеленый чирка	 534	 483	1879	1298	1503	5751
39	Emerald Green / Emerald Grün / Vert émeraude / Smaragd Groen / Verde Smeraldo / Verde Esmeralda / Изумрудный	 507	 485	1750	1250	1079	5508
40	Deep Green / Dunkelgrün / Vert foncé / Diepgroen / Verde Intenso / Verde Intenso / Темно-зеленый	 808	 467	1703	1370	1208	5615

Color Thread Conversion Chart
Tableau de conversion des fils de couleur
Tabella di conversione dei fili colorati
Таблица преобразования цветов нитей

Stickgarn-Farbtabelle
Omzettingstabel voor kleurgaren
Tabla de conversión de hilos de color

	Color Name / Name der Farbe / Nom de la couleur / Kleur naam / Nome del colore / Nombre de color / Наименование цвета	Embroidery	Country	Polyneon	Madeira Rayon	Sulky	R.A. Polyster	
41	Fresh Green / Frischgrün / Vert frais / Licht Groen / Verde Mela / Verde Fresco / Цвет свежей зелени	 027	 442	1706	1102	1209	9153	
42	Lime Green / Limonengrün / Vert tilleul / Limoen Groen / Verde Tiglio / Verde Lima / Лаймовый зеленый	 513	 444	1848	1049	1177	5622	
43	Moss Green / Moosgrün / Vert mousse / Mosgroen / Verde Muschio / Verde Musgo / Серозеленый	 515	 446	1770	1369	1176	9091	
44	Blue / Blau / Bleu / Blauw / Azzurro / Azul / Синий	 405	 586	1829	1177	1076	5684	
45	Ultra Marine / Ultra Marin / Outremer / Ultra Marijn / Blu Oltremare / Azul De Ultramar / Ультрамарин	 406	 575	1842	1076	1042	5736	
46	Light Blue / Hellblau / Bleu clair / Licht Blauw / Celeste / Azul Claro / Светло-голубой	 017	 150	1932	1132	1074	5683	
47	Sky Blue / Himmelblau / Bleu ciel / Hemels Blauw / Azzurro Cielo / Celeste / Лазурь	 019	 512	1828	1029	1196	5506	
48	Electric Blue / Elektrischblau / Bleu électrique / Staal Blauw / Blu Elettrico / Azul Electrico / Электрик	 420	 564	1797	1297	1250	5829	
49	Peacock Blue / Pfauenblau / Bleu paon / Pauwen Blauw / Blu Pavone / Azul Pavo Real / Переливчатый синий	 415	 057	1652	1252	1206	5810	
50	Prussian Blue / Berliner Blau / Bleu de Prusse / Pruisisch Blauw / Blu Di Prussia / Azul De Prusia / Берлинская лазурь	 007	 588	1767	1166	1535	5737	
51	Comflower Blue / Komb Blumenblau / Bleu centauree / Koren Bloemen Blauw / Blu Fior-Daliso / Azul Centaura / Васильковый	 070	 015	1830	1335	1028	5601	
52	Light Lilac / Helllila / Lilas clair / Licht Lila / Lilla Chiaro / Lila Suave / Светло-сиреневый	 810	 133	1911	1031	1121	9016	
53	Lilac / Lila / Lilas / Lila / Lilla / Lila / Сиреневый	 612	 623	1831	1080	1080	9009	
54	Violet / Violet / Violet / Violet / Violetto / Violeta / Фиолетовый	 613	 624	1631	1033	1194	5588	
55	Purple / Purpur / Pourpre / Paars / Viola / Purpura / Пурпурный	 614	 635	1880	1122	1122	5554	
56	Lavender / Lavendel / Lavande / Lavendel / Lavanda / Lavanda / Лавандовый	 804	 604	1630	1261	1193	5586	
57	Wisteria Violet / Wistaria Violet / Violet glycine / Blauwe Regen Paars / Glicine / Violeta Vistaria / Цвет глицинии	 607	 003	1943	1311	1032	5587	
58	Pewter / Zingrau / Etain / Tinkleurig / Peltro / Peltre / Цвет пьютера	 704	 745	1840	1041	1041	9114	
59	Dark Gray / Dunkelgrau / Gris sombre / Donker Grijs / Grigio Scuro / Gris Oscuro / Темно-серый	 707	 747	1841	1241	1220	5565	
60	Silver / Silber / Argent / Zilver / Argento / Plata / Серебряный	 005	 020	1812	1087	1011	5640	
61	Gray / Grau / Gris / Grijs / Grigio / Gris / Серый	 817	 734	1640	1118	1219	5782	
62		----->						
63		-----						
64		~~~~~ TTTTTTTTTTTTTTTT						
65	NOT DEFINED / NICHT DEFINIERT / NON DÉFINI / NIET GEDEFINIEERD / NON DEFINITO / SIN DEFINIR / НЕ ОПРЕДЕЛЕНО							

Note: The conversion chart is based on Embroidery thread. The color shades may vary with the different brands listed on the chart. If unsure of a particular color(s), please sew test. Robison Anton, Isacord, Madeira, Sulky and Güetermann are respectively registered trademarks. Actual colors may vary slightly from the chart.

Hinweis: Die Umrechnungstabelle basiert auf dem Stickgarn. Die Farbschattierungen können je nach unterschiedlichen in der Tabelle aufgeführten Marken abweichen. Wenn Sie sich bezüglich bestimmter Farben nicht sicher sind, nähern Sie bitte zur Probe. Robison Anton, Isacord, Madeira, Sulky und Güetermann sind eingetragene Warenzeichen. Die tatsächlichen Farben können leicht von der Tabelle abweichen.

Remarque: Le tableau de conversion est basé sur un fil de broderie. Les nuances de couleur peuvent varier en fonction des marques énumérées dans le tableau. En cas de doute sur un coloris, faites un essai de couture. "Robison Anton", "Isacord", "Madeira", "Sulky" et "Güetermann" sont des marques déposées respectives. Les couleurs réelles risquent d'être légèrement différentes de celles du tableau.

Opmerking: Het omzettingsschema is gebaseerd op het gebruik van borduurzijde. De kleurtinten kunnen ietwat verschillen voor de diverse merken in het schema. Als u niet zeker bent van de juiste kleur(en), borduurt u dan een stukje op proef. De namen Robison Anton, Isacord, Madeira, Sulky en Güetermann zijn allemaal gedeponeerde handelsmerken. De feitelijke kleurtinten kunnen iets afwijken van het getoonde schema.

Nota: la tabella di conversione è in funzione del filo da ricamo. Le tonalità cromatiche possono variare secondo le differenti marche elencate nella tabella. In caso di dubbio su un particolare colore o su più colori si raccomanda di eseguire una prova di cucito. Robison Anton, Isacord, Madeira, Sulky e Güetermann sono marchi di fabbrica registrati. I colori effettivi possono variare lievemente rispetto a quelli della tabella.

Nota: La tabla de conversión está basada en hilo de bordar. Los tonos de color podrán variar con las diferentes marcas listadas en la tabla. Si tiene dudas sobre un color(es) particular, haga un cosido de prueba. "Robison Anton", "Isacord", "Madeira", "Sulky" y "Güetermann" son marcas registradas respectivamente. Los colores verdaderos podrán variar ligeramente con respecto a los de la tabla.

Примечание: Таблица преобразования составлена на базе нитей Embroidery. Оттенки цветов могут варьироваться в зависимости от производителей, указанных в таблице. Если вы не уверены в выборе какого-то конкретного цвета, произведите пробную вышивку. Robison Anton (R.A.), Madeira и Sulky являются зарегистрированными товарными знаками. Реальные цвета могут несколько отличаться от представленных в таблице.



XD1237-221②

English/German/French/Dutch/
Italian/Spanish/Russian
885-U01/U02/U11
Printed in China