

Juki Home Sergers Are Easy-To-Use  
And Are Known For Their  
Industrial Machine Technology  
And High Quality Stitching



— A WORLD LEADER IN SEWING MACHINE TECHNOLOGY —



HOME



INDSUTRIAL



TECHNOLOGY



## MO-655

### 2-Needle, 2/3/4/5 Thread Overlock with Automatic Rolled Hemming, Differential Feed and Chainstitch

With this 5 thread serger you can meet new sewing challenges with a wide range of overlock stitch variations. The MO-655 performs a 2-thread chainstitch making it possible to sew a secure 5-thread safety stitch as well as differential feed and automatic rolled hemming!

## MO-654DE

### 2-Needle, 2/3/4 Thread Overlock with Automatic Rolled Hemming and Differential Feed

Expand your sewing capabilities with the MO-654DE 4-thread machine offering a variety of stitch selections as well as differential feed and automatic rolled hemming. Create the latest fashion styles and home décor items sewing light to heavy weight fabrics.



## MO-644D

### 2-Needle, 2/3/4 Thread Overlock with Automatic Rolled Hemming and Differential Feed

Let your creativity soar with one of Juki's most popular machines. This 4-thread overlock with differential feed and automatic rolled hemming was designed with economy and performance in mind to sew all the popular overlock stitch variations.



## MO-623

### 1-Needle, 2/3 Thread Overlock with Automatic Rolled Hemming

A beginner or advanced sewer can create simple projects or elegant fashions with the MO-623 single needle, 2/3 thread serger with automatic rolled hemming. Designed with Juki industrial technology, this economical unit gives unbelievable serger performance.



## Features

### Adjustable Stitch Length

by simply turning the knob located inside the machine within the range of 1 to 4 mm. (MO-623/644D).

For MO-654DE/655 models a convenient turn dial is located on the exterior right hand side.



MO-623/644D



MO-654DE/655

### Differential Feed

is easily controlled and adjusted by a dial located on the exterior, left hand side of the machine.

For MO-654DE/655 models the turn dial is located on the exterior right hand side.




MO-644D



MO-654DE/655

### Automatic Rolled Hemming

can now be created quickly and easily with built-in fingertip control. There is no need to change the foot or plate.




### Lower Loper Threader

allows for easy threading in seconds— simply slide your thread into a slot and snap the looper back in place. (MO-654DE/655 only)



### Lower Knife Adjustment Knob

adjusts the lower knife quickly to change the width of fabric in the seam allowance, for perfect seams and rolled edges.




MO-623/644D

MO-654DE/655

### Heavy-Duty Knife System

operates with a dedicated drive to assure consistent and easy cutting of light to heavy weight fabrics.



### Upper Knife Releasing System

removes the upper knife so that threading is made safer and easier.



### Multi-Purpose Foot

comes equipped with a slotted tape guide which can be used to sew woven tape, elastic, sequins and ribbon.




### Color-Coded Threading Guides

throughout the machine make threading easy and efficient.




### Chain Loper Threader

is out of the way when serging. To thread, simply push a button and the looper snaps down for easy threading. (MO-655 only)




## Optional Attachments

**Blind Stitch Presser Foot:**  
Part No. A9810-634-0A0A  
(For use with right needle only)




**Universal Blind Stitch Presser Foot:**  
Part No. A9521-634-0A0A  
(For use with left or right needle)




**Elasticator Presser Foot:**  
Part No. A9815-655-0A0A



**Cording Presser Foot:**  
Part No. A9820-655-0A0A



**Beading Presser Foot:**  
Part No. A9870-634-0A0A



**Piping Presser Foot:**  
Part No. A9865-655-0A0A



**Gathering Presser Foot:**  
Part No. A9860-655-0A0B



**Curved Beading Presser Foot:**  
Part No. A9511-634-0A0A



Attachments are also available in 3, 6 and 8 piece sets











Create the latest fashions or decorative home items and crafts with the **MO-600 Series Home Sergers**



## Standard Specifications

|                         | MO-623   | MO-644D   | MO-654DE  | MO-655  |
|-------------------------|--|---|---|---|
| Sewing Speed            | Maximum 1,500 spm                                      |   |   |   |
| Number of Threads       | 2/3 Threads  | 2/3/4 Threads   | 2/3/4 Threads   | 2/3/4/5 Threads   |
| Needle                  | Household Machine Size 11 or 14                        |   |   |   |
| Overlocking Width       | Standard: 4 mm<br>Rolled Hem: 1.0 - 1.5 mm             | Left Needle: 6 mm / Right Needle:<br>4 mm<br>Rolled Hem: 2 mm | Left Needle: 6 mm / Right Needle:<br>4 mm<br>Rolled Hem: 2 mm | Chain Needle: 10 mm<br>Left Needle: 6 mm / Right Needle: 4 mm<br>Rolled Hem: 2 mm |
| Stitch Length           | 1 - 4 mm (Standard: 2.5 mm) / Rolled Hem: 1.0 - 1.5 mm |   |   |   |
| Differential Feed       | —  | 0.7 - 2.0 Ratio   |   |   |
| Tension                 | Industrial Type Dial / 1 Rotation                      |   |   |   |
| Built-In Rolled Hemming | 2 or 3 Thread  | Right (Narrow) or Left (Wide) Needle / 2 or 3 Thread          |   |   |
| Flatlock                | 2 or 3 Thread  | Right or Left Needle / 2 or 3 Thread                          |   | 2 or 3 Thread   |
| Universal Presser Foot  | Tape, Ribbon, Narrow Elastic Application               |   |   |   |
| Presser Foot Lift       | 5 mm   |   |   |   |
| Dimensions              | 270 mm (w) x 260 mm (d) x 295 mm (h)                   | 270 mm (w) x 340 mm (d) x 295 mm (h)                          | 270 mm (w) x 345 mm (d) x 295 mm (h)                          | 315 mm (w) x 345 mm (d) x 295 mm (h)  |
| Weight                  | 7.0 Kg (15 lbs)  |   | 7.0 Kg (15 lbs)   | 7.2 Kg (15.5 lbs)   |

## Stitch Variations

| Model    |  |  |  |  |  |  |  |  |  |  |
|----------|---|---|---|---|---|---|--|---|---|---|
| MO-623   | —   | —   | —   | —   | —   | —   | —  | —   | —   | —   |
| MO-644D  | —   | —   | —   | —   | —   | —   | —  | —   | —   | —   |
| MO-654DE | —   | —   | —   | —   | —   | —   | —  | —   | —   | —   |
| MO-655   | —   | —   | —   | —   | —   | —   | —  | —   | —   | —   |

## Machine Comparison

|                              | MO-623   | MO-644D  | MO-654DE | MO-655   |
|------------------------------|----------|----------|----------|----------|
| Adjustable Stitch Length     | Standard |          |          |          |
| Lower Knife Adjustment       | Standard |          |          |          |
| Heavy Duty Knife System      | Standard |          |          |          |
| Automatic Rolled Hemming     | Standard |          |          |          |
| Sewing Light                 | Standard |          |          |          |
| Multit-purpose Foot          | Standard |          |          |          |
| Sewing Width Gauge           | Standard |          |          |          |
| Color-Coded Threading Guides | Standard |          |          |          |
| Thread Tension Dials         | Standard |          |          |          |
| 2/3 Thread Converter         | Optional |          | Standard |          |
| Adjustable Differential Feed | n/a      | Standard |          |          |
| Lower Loper Threader         | n/a      |          | Standard |          |
| Chain Loper Threader         | n/a      |          |          | Standard |
| Auxiliary Bed                | n/a      |          |          | Standard |

# JUKI®

JUKI CENTRAL EUROPE Sp. z o.o. ul. Poleczki 21, 02-822 Warsaw, Poland

Tel.: +48 22 545 04 00 / Fax: +48 22 545 04 11

www.jukieurope.com / www.facebook.com/JukiSewlt / e-mail: juki@juki.pl