








# P 17 Tempra Pro IP 66/67 - LV 16, 32, 63 and 125 A

## selection chart

Conform to IEC 60309-1 and IEC 60309-2 IP 44 according to IEC 60529 IK 09 according to IEC 62262 Material: polyamide 6 Self-extinguishing: 850 °C (support of active parts) / 650 °C (plastic housing)			FUNCTIONS						
			SURFACE MOUNTING SOCKETS	PANEL MOUNTING SOCKETS	INTERLOCKED SWITCHED SOCKETS WITH SMALL FLANGE	MOBILE SOCKETS	STRAIGHT PLUGS	ANGLED PLUGS	APPLIANCE INLETS
LV									
			Female connector	Female connector	Female connector	Female connector	Male connector	Male connector	Male connector
200 to 250 V <sub>~</sub> 50/60 Hz	16 A	2P+E	5 553 54	5 553 84	0 573 20 <sup>(1)(2)</sup>	5 553 04	5 553 24	0 565 03	0 568 03
		3P+E	5 553 55	5 553 85		5 553 05	5 553 25		
		3P+N+E	5 553 56	5 553 86		5 553 06	5 553 26		
	32 A	2P+E	5 554 54	5 554 84		5 554 14	5 554 34	0 565 23	0 568 23
		3P+E	5 554 55	5 554 85		5 554 15	5 554 35		
		3P+N+E	5 554 56	5 554 86		5 554 16	5 554 36		
	63 A	2P+E	5 555 54	5 555 84		5 555 04	5 555 24		5 555 14
		3P+E	5 555 55	5 555 85		5 555 05	5 555 25		
		3P+N+E	5 555 56	5 555 86		5 555 06	5 555 26		
380 to 415 V <sub>~</sub> 50/60 Hz	16 A	3P+E	5 553 58	5 553 88	0 573 21 <sup>(1)(2)</sup>	5 553 08	5 553 28		0 568 07
		3P+N+E	5 553 59	5 553 89	0 573 22 <sup>(1)(2)</sup>	5 553 09	5 553 29		0 568 08
	32 A	3P+E	5 554 58	5 554 88		5 554 18	5 554 38		0 568 27
		3P+N+E	5 554 59	5 554 89		5 554 19	5 554 39	0 565 28	0 568 28
	63 A	3P+E	5 555 58	5 555 88		5 555 08	5 555 28		5 555 18
		3P+N+E	5 555 59	5 555 89		5 555 09	5 555 29		5 555 19
	125 A	3P+E	5 556 58	5 556 88		5 556 08	5 556 28		5 556 18
		3P+N+E	5 556 59	5 556 89		5 556 09	5 556 29		5 556 19
	440 V <sub>~</sub> 50/60 Hz for refrigerated containers	32 A	3P+E		5 554 91		5 554 21	5 554 41	

1: IP 55 - 2: Can be fitted only on faceplate Cat.No 0 577 23 (p. 386)

 Other voltages available on request  
**Please, consult us**

