

## 6-EVF-80



### Applications

- › Electric vehicle
- › Electric wheelchair
- › Electric scooter
- › Electric play car for children
- › Garbage truck
- › Patrol car

### Specification

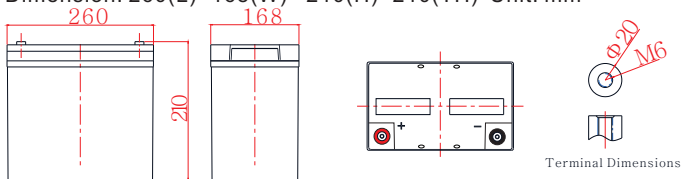
Nominal Voltage	12V
Nominal Capacity	80Ah
Design life	5 years
Terminal	M6
Approx. Weight	Approx 26.5kg (58.3lbs)
Container Material	ABS
	<b>92.9Ah</b> 10Hour Rate (9.29A to 10.5V)
	<b>80.0Ah</b> 3Hour Rate (26.7A to 10.5V)
	<b>63.2Ah</b> 1Hour Rate (63.2A to 10.5V)
	Discharge: -20 ~50°C (-4 ~ 122°F)
Operating Temperature	Charge: -20 ~50°C (-4 ~ 122°F)
	Storage: -20 ~50°C (-4 ~ 122°F)
	Float Use: 13.7-13.9V@25°C
	Cycle Use :14.7-14.9V,@25°C
	Max charge current 16.0A
Self discharge	3% of capacity declined per month at 25°C

### General Features

- › High Corrosion Resistant Performance: Pb-Ca multi-alloy grid
- › High Energy Density and Power Density
- › Excellent Charge Acceptance Ability
- › Strong High and Low Temperature Performance
- › Optimized Capability of instant High-current Discharging
- › Low self-discharge rate



Dimension: 260(L)×168(W)×210(H)×210(TH) Unit: mm



### Constant Current Discharge Characteristics Unit: A (25°C, 77°F)

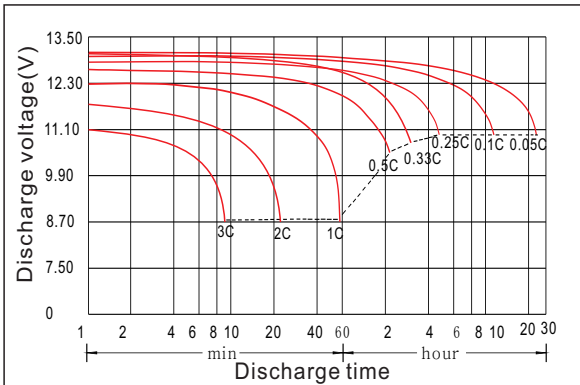
F.V/Time	5M	15M	30M	1h	2h	3h	5h	8h	10h	20h
1.60V	340	183	111	65.0	37.3	27.6	18.2	11.6	9.57	5.02
1.65V	330	177	109	64.7	37.1	27.4	18.0	11.6	9.48	5.00
1.70V	317	174	107	64.2	36.8	27.0	17.8	11.5	9.38	4.97
1.75V	291	168	107	63.2	36.3	26.7	17.6	11.4	9.29	4.95
1.80V	261	156	102	61.6	35.6	26.5	17.1	11.3	9.20	4.92
1.85V	233	140	93.0	57.1	33.8	24.9	16.3	10.8	8.92	4.84

### Constant Power Discharge Characteristics Unit: W/cell(25°C, 77°F)

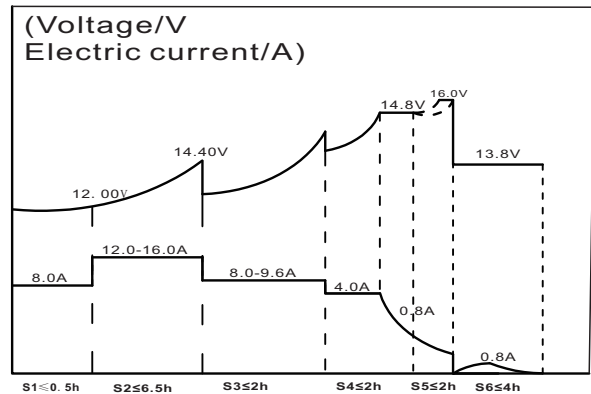
F.V/Time	5M	15M	30M	1h	2h	3h	5h	8h	10h	20h
1.60V	571	322	201	123	70.5	52.6	34.5	22.6	18.4	9.94
1.65V	549	316	199	122	70.3	51.9	34.3	22.5	18.2	9.89
1.70V	546	313	199	121	70.1	51.6	34.0	22.4	18.0	9.84
1.75V	509	311	198	120	69.7	51.3	33.8	22.2	17.8	9.80
1.80V	468	294	194	119	69.5	51.1	33.4	22.0	17.7	9.75
1.85V	418	263	178	111	66.4	48.6	31.9	21.2	17.4	9.66

## 6-EVF-80

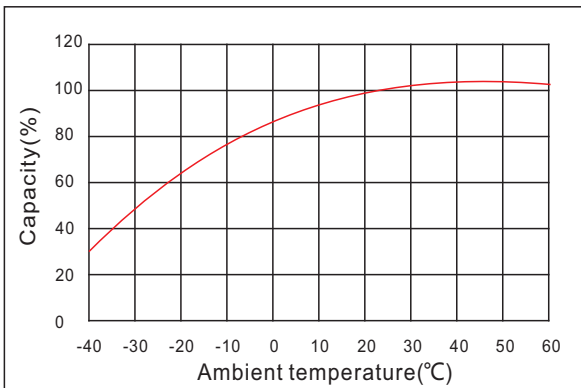
Discharge characteristic



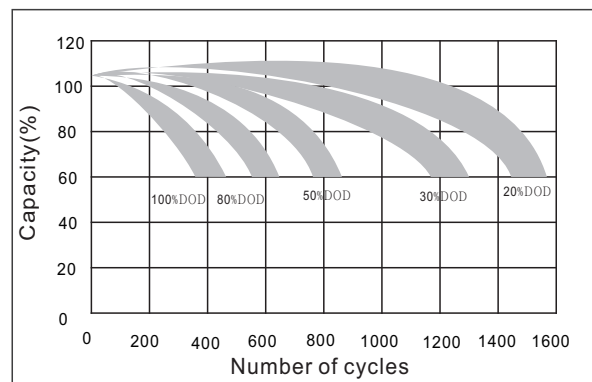
Charging characteristic



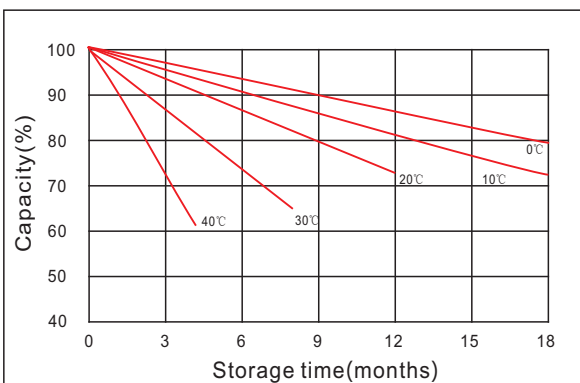
The effect of temperature on capacity



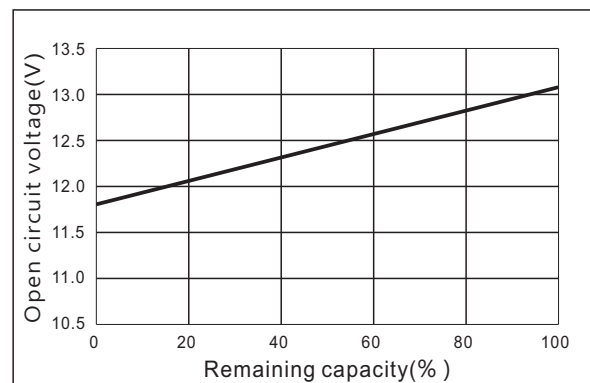
The effect of discharge depth on cycle life



Curves of self-discharge



Curves of open circuit voltage vs. capacity



[www.kiju.com.cn](http://www.kiju.com.cn)    [info@kiju.com.cn](mailto:info@kiju.com.cn)

**Jiangxi Jingjiu Power Science&Technology Co. Ltd.**  
Add: 1388 Fushan No.1 Street, Xiaolan Economic Development Zone, Nanchang City, Jiangxi Province, China.

+86-791-85982779    +86-791-85989842

**Jiangxi Jingjiu Power ( Jiujiang ) Co. Ltd.**  
Add: Xiwang Rd, Aicheng Industrial Park, Yongxiu Country, Jiujiang City, Jiangxi Province, China.

