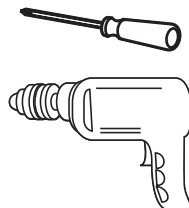
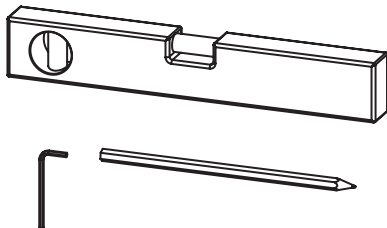




1. Before installation, clean the surface to which the products will be mounted. During assembly, follow the instructions provided in the assembly instructions.
2. Any spilled fluids should be removed from the surface of the products. Do not allow situations where water remains on the elements for a long time.
3. Concentrated cleaning detergents, especially those that contain bleach, must not be used.
4. For cleaning, use a soft cloth and warm water, then wipe dry.
5. For cleaning, do not use: rough sponges, preparations containing abrasives and aggressive preparations containing solvents, mineral acids, acetic acid, ammonia, acids, bleaches, etc. These types of chemicals cause tarnishing which may lead to local or complete etching of the coating.
6. Failure to comply with the above recommendations may result in permanent damage to the cleaned coating, which is not covered by the warranty.
7. Some colour finishes on bathroom accessories, such as black, will show limescale contaminations from water more quickly.
8. The maximum permissible load of bathroom accessories is 5 kg.
9. Use biodegradable chemicals, fruit acid based with smooth structure, e.g Deante's bathroom cleaner (ZZZ 000A)


**ZZZ 000A**