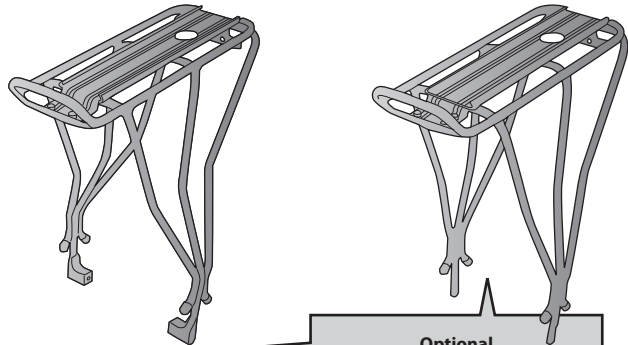
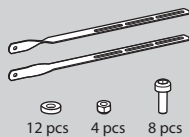




This manual use is for Rear Racks of BabySeat II.
Please see specific information in this manual for each type of Rear Rack.

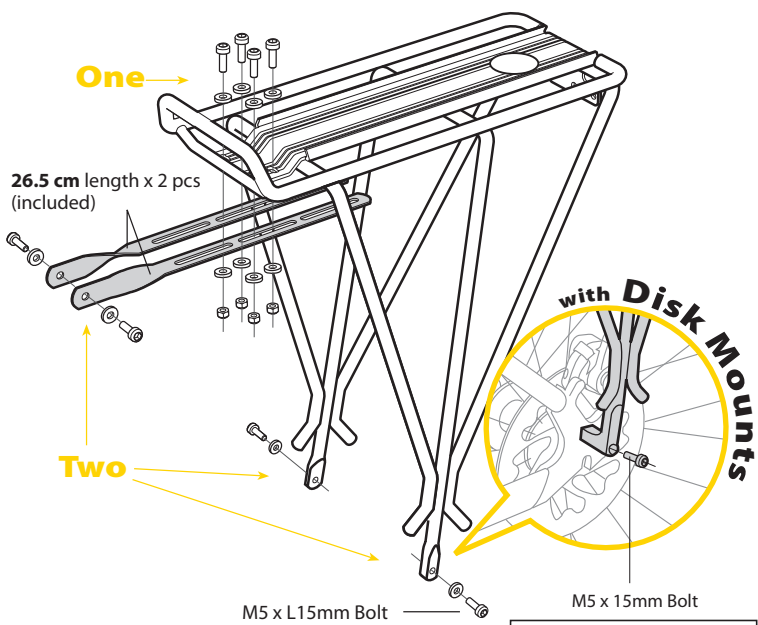


Optional Mounting Bracket Arm
(34.5 cm length)
Art no. TRK-R023



12 pcs 4 pcs 8 pcs

Note : If you have a small frame bike and cannot install the rack in recommended position (2 or 3° from horizontal), please purchase the extra long mounting bracket arm (34.5 cm) for proper installation.



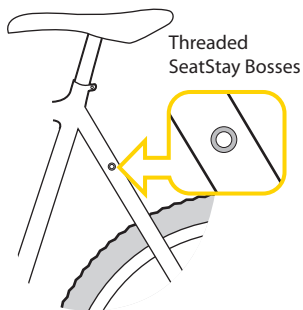
M5 x L15mm Bolt

M5 x 15mm Bolt

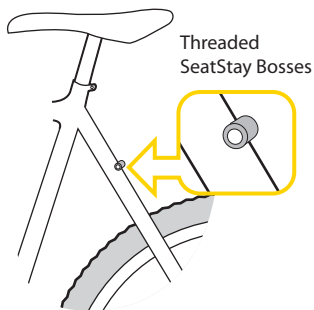
Recommended Torque
6-8 Nm or 53-69 in-lbs

* Tool needed: 5mm Allen key

This Rear Rack is designed to fit bicycles with threaded seatstay bosses. The mounting bracket arms are designed to fit a wide range of bicycles sized from 26" wheel x 14.5" frame to 700C wheel x 63 cm frame.



Threaded SeatStay Bosses




Threaded SeatStay Bosses

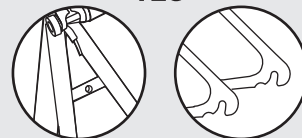
CAUTION

The Rack for BabySeat II is designed to work on frames with seatstay rack mounts AND threaded dropout eyelets only.

Do not use the rack on frames without these fittings for safety reasons.



YES



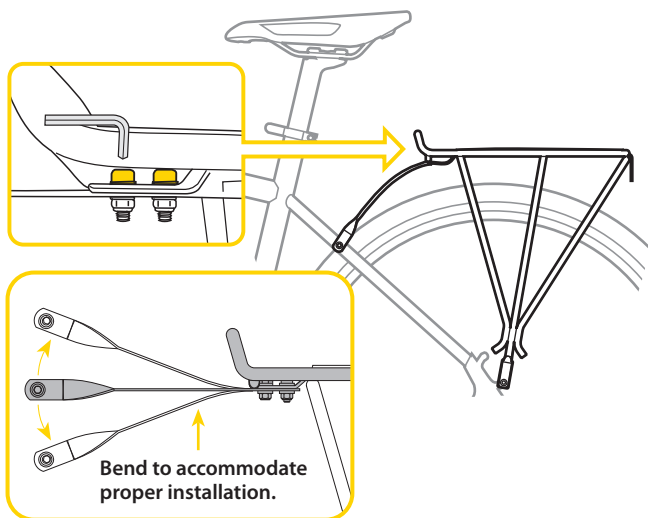
no threaded bosses on seatstay

no threaded eyelets on dropout

NO

One

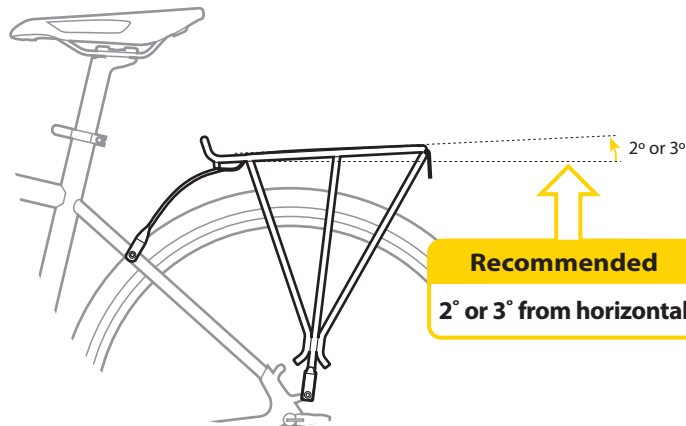
Attach the mounting bracket arms to the front of the rack as shown. Don't tighten completely at this time.



Bend to accommodate proper installation.

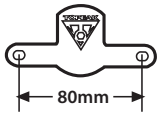
Two

Adjust the length and angle of the mounting bracket arms to a proper position for your bike. Adjust rear carrier to your desired angle, and tighten all the screws and nuts. (recommended 2 or 3 degrees from horizontal.)

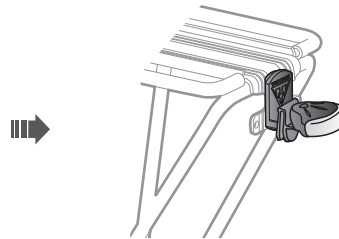
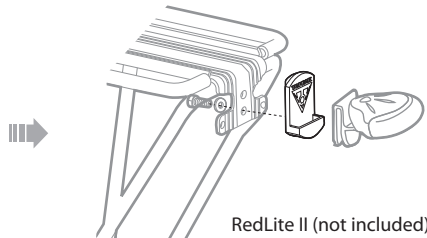
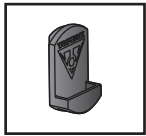
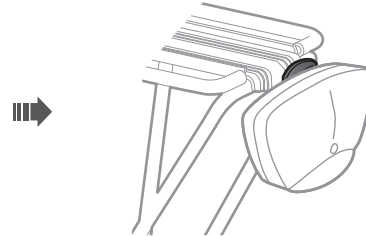
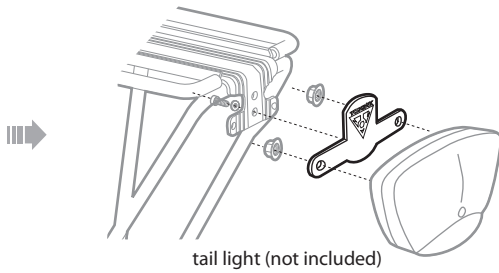
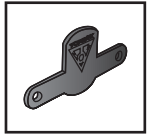


Recommended
2° or 3° from horizontal

INSTALL TAIL LIGHT ON RACK FOR BABYSEAT II



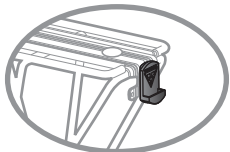
Tail Light Mount is used for mounting rear lights with 80mm (center to center) mounting holes on the Rack for BabySeat II.



OPTIONAL ACCESSORIES

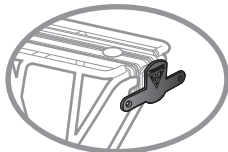
sold separately

RedLite™ Mount



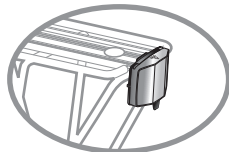
Art no. TC1013

Tail Light Mount



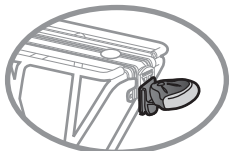
Art no. TC1016

RedLite™ Aura



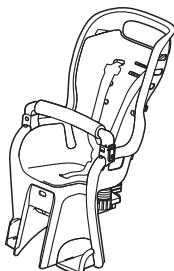
Art no. TMS063

RedLite™ II




Art no. TMS035B (Black)
TMS035W (White)

BabySeat II



Art no. TCS2200

Mounting Bracket Arm (34.5 cm length)



Art no. TRK-R023



WARNING

1. The age and weight limits for the BabySeat II rack are 1~4 years old, and 20lbs ~ 48.5lbs (9kgs ~ 22kgs) respectively. Never exceed these limits.
2. Make no modifications to the BabySeat II and the rack.
3. BabySeat II Rack is not designed to tow any kind of trailer. Never attach a trailer to BabySeat II Rack.
4. Before each ride, insure BabySeat II Rack is properly attached to your frame and there are no loose straps on BabySeat II, trunk bag, cargo bag or basket that may interfere with the rear wheel.
5. Loading BabySeat II Rack may affect the stability and alter the riding characteristics of the bicycle, particularly regarding steering and braking.
6. If you mount a BabySeat II, trunk bag, cargo bag, or basket, make sure the rearward view of the rear reflector or tail light is not blocked.

WARRANTY

2-year Warranty: All mechanical components against manufacturer defects only.

Warranty Claim Requirements

To obtain warranty service, you must have your original sales receipt. Items returned without a sales receipt will assume that the warranty begins on the date of manufacture. All warranties will be void if the product is damaged due to user crash, abuse, system alteration, modification, or used in any way not intended as described in this manual.

* The specifications and design are subject to change without notice.

Please contact your Topeak dealer with any questions.

For USA customer service call : 1-800-250-3068

www.topeak.com