


## eLPA2-350

LOW IMPEDANCE

*Stereo Lightweight Amplifier*



### PRODUCT OVERVIEW

eLPA2-350 is a stereo amplifier delivering 2 x 345 WRMS @ 4Ω. eLPA series brings all the classic, well-known reliability and amplification quality of ECLER to a new light-weight format that is versatile and affordable. When activated, the built-in crossover allows you to send the low frequency band to channel 1 and the high frequency band to channel 2 (cut-off point at 150 Hz) internally, making it simple and cost-effective to create two-channel configurations without any external processing.

### KEY FEATURES

- 2 analogue audio inputs x 2 powered audio outputs
- Ultra light technology
- Built-in crossover filter
- Efficient progressive ventilation system
- Rotary input attenuation controls that are easily accessible on the front panel
- POWER ON, SIGNAL, CLIP y PROTECT LED indicators
- Efficient short-circuit, overheat and DC signal protection system to prevent damage to the amplifier and/or the loudspeakers connected to it
- Permanently activated built-in anti-clip circuit
- Balanced inputs via XLR3 connectors
- Amplified outputs with terminal-type connectors and Speakon® connectors

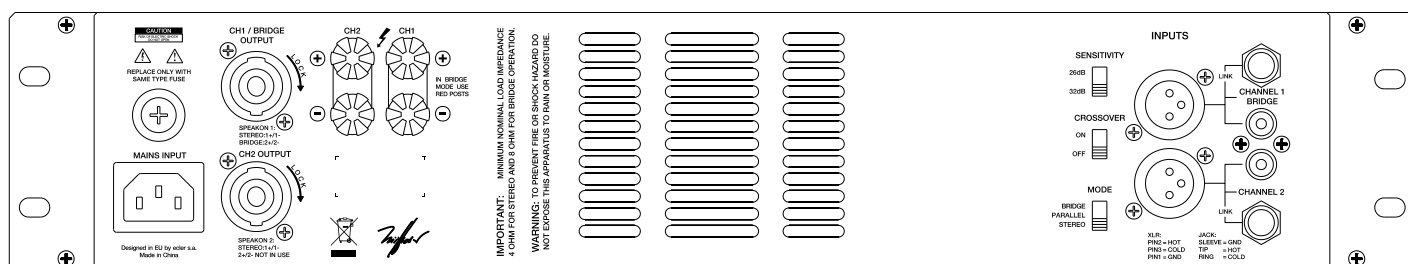
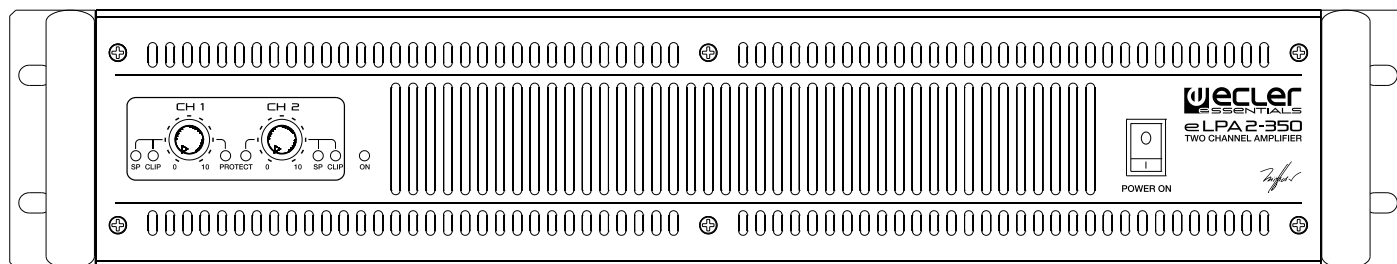
### APPLICATIONS

- Touring (small live)
- Mobile applications
- Permanent installation

### CERTIFICATIONS

- EN60065:2014
- EN55103-1:2009
- EN55103-2:2009
- 2006/95/EC
- 2004/108/CE

## MECHANICAL DIAGRAMS



## TECHNICAL DATA

<b>1 Channel @ 4Ω</b>	345 WRMS
<b>1 Channel @ 8Ω</b>	200 WRMS
<b>All Channels @ 4 Ω</b>	280 WRMS
<b>2 Bridged Channels @ 8 Ω</b>	560 WRMS
<b>Input connectors</b>	XLR3, RCA & 6,35mm Jack
<b>Signal present indicator</b>	-40dB
<b>Gain</b>	26dB/32dB
<b>Frequency response (-1dB, -3dB)</b>	10Hz – 58kHz
<b>Xover filter (-3dB) CH1=low, CH2=high</b>	150Hz/18dB oct.
<b>THD+N @ 1kHz Full Power</b>	<0,05%
<b>S+S/N 20Hz-20kHz @ 1W/4 Ω</b>	>85dB
<b>CMRR</b>	>55dB
<b>Output connectors</b>	Speakon & binding posts
<b>Mains Voltage</b>	See characteristics in the back of the unit.
<b>Power consumption (1/8 power @ 4ohm)</b>	376,5 W
<b>Power consumption (1/3 power @ 4ohm)</b>	581,0 W
<b>Power consumption (Idle)</b>	40,0 W
<b>Dimensions WxDxH (Handle excluded)</b>	482,6 x 266 x 88 mm
<b>Weight</b>	5,50 kg