



our **power**, your **passion**

EN



## Product Catalogue 2018





<b>CORPORATE SETUP</b>	The Emak Group	<b>4</b>
<b>CUTTING AND PRUNING</b>	Outdoor Power Equipment	<b>6</b>
<b>CUTTING GRASS</b>	Chainsaws and Pruners	<b>14</b>
<b>TREATMENTS AND IRRIGATION</b>	Hedgetrimmers	<b>30</b>
<b>PREPARING THE GROWN</b>	Brushcutters	<b>36</b>
<b>CLEANING</b>	Lawnmowers	<b>64</b>
<b>TRANSPORTING</b>	Robot lawnmowers	<b>78</b>
<b>LOW-LEVEL ENVIRONMENTAL IMPACT WORK</b>	Flail mowers	<b>80</b>
<b>SAFETY AND ACCESSORIES</b>	Garden Tractors	<b>84</b>
<b>SAFETY AND ACCESSORIES</b>	Water Pumps	<b>96</b>
<b>SAFETY AND ACCESSORIES</b>	Backpack Mistblowers	<b>100</b>
<b>SAFETY AND ACCESSORIES</b>	Backpack Sprayers	<b>104</b>
<b>SAFETY AND ACCESSORIES</b>	Rotary Tillers	<b>110</b>
<b>SAFETY AND ACCESSORIES</b>	Earth Augers	<b>114</b>
<b>SAFETY AND ACCESSORIES</b>	Blowers and Vacuum Cleaners	<b>118</b>
<b>SAFETY AND ACCESSORIES</b>	High-pressure Washers	<b>122</b>
<b>SAFETY AND ACCESSORIES</b>	Transporters	<b>130</b>
<b>SAFETY AND ACCESSORIES</b>	Battery-powered products	<b>136</b>
<b>SAFETY AND ACCESSORIES</b>	Protective Clothing	<b>142</b>
<b>SAFETY AND ACCESSORIES</b>	Lubricant and sundry Accessories	<b>152</b>

## Symbols

	<p><b>EasyOn</b> User-friendly starting system ensures a smooth pick-up of the engine with no kickback, and limits the number of pulls required.</p>		<p><b>InstaTIS</b> System that automatically detects the engine temperature and feeds the optimal quantity of fuel to the carburettor. No need for primer or closing of the choke.</p>
	<p><b>Decompressor</b> The compression ratio in the cylinder reduces when the starter is pushed in, allowing the engine to be started with less effort.</p>		<p><b>ReadyStart</b> Engine with electric starter running on a rechargeable battery.</p>
	<p><b>Lateral chain tensioner</b> This device simplifies tensioning adjustments while avoiding any contact with the chain.</p>		<p><b>3-cutting device</b> Versatile cutting system that includes mulching, pick-up and deflector for rear discharge rear discharge (optional).</p>
	<p><b>OnBoard Clutch</b> Reduces the risk of the clutch jamming and simplifies routine maintenance while also making for easier chain replacements.</p>		<p><b>4-cutting device</b> Versatile cutting system that includes mulching, collection and side discharge as standard, with optional deflector for rear discharge.</p>
	<p><b>Vib Cut</b> An antivibration system that isolates the engine from the handles and the body of the machine, considerably reducing the vibrations transmitted to the user during operation so as to guarantee maximum comfort and easy handling.</p>		<p><b>Deck Wash</b> Quick-fit connector for washing the cutting deck after use. Convenient and practical, it helps keeps the deck in tip-top condition at all times.</p>
	<p><b>SRS Safety Release System</b> Innovative quick release system allowing the operator to step away from the machine in an instant, for maximum protection and safety.</p>		<p><b>Power Sharp</b> Practical system that enables the chain to be sharpened in just 5 seconds without the use of tools. Simply attach the sharpening stone device onto the guide bar and operate the chain saw at maximum speed, pressing hard against the device for several seconds.</p>
	<p><b>4-Stroke</b> Four-stroke engines that reduce unburned hydrocarbon emissions by up to 85% and nitrogen oxide emissions by up to 65%. Tilttable through 360°, they run smoothly in any position.</p>		<p><b>Premium Safety</b> A complete line of protective work clothing. Ensures maximum safety without restricting movement.</p>
	<p><b>AlwaysOn</b> On/off switch that returns automatically to the "on" position after each stop, thus eliminating the risk of flooding the carburettor.</p>		<p><b>Original accessories and spare parts</b> Quality mark identifying original Emak parts and accessories. Designed to the most stringent quality standards, these items guarantee smoother operation of the machine and longer service life.</p>
	<p><b>PlusCut</b> Multifunction lawnmowers with collection or mulching system (in mulching operation the grass cuttings are finely shredded and distributed over the lawn surface where they decompose rapidly to become an efficient natural fertiliser).</p>		



## Our Vision

### "Innovative solutions for the best customer value"

We aim to operate as one of the world's foremost players in the development, production and distribution of machines, components and accessories for gardening, agriculture, forestry and industry, with an offering of innovative products and services designed to make the work of our clients in the consumer and professional markets efficient and enjoyable, guaranteeing that they always receive the highest possible value.



## Structure

The **Emak Group** is active in the development, production and worldwide sale of an extensive range of products for three business segments:

### Outdoor Power Equipment

- products for gardening, forestry and agriculture, including brushcutters, lawnmowers, garden tractors, chainsaws, rotary tillers and rotary cultivators.

### Pumps and High Pressure Water Jetting

- products for agriculture, including centrifugal and diaphragm pumps for crop spraying and weed control;
- products for industry, including pumps for industrial applications and high and very-high pressure systems;
- products for cleaning, namely professional and semiprofessional high-pressure washers, floor scrubber-dryers and vacuum sweepers.

### Components and Accessories

- products such as trimmer line and line heads for brushcutters, accessories for chainsaws, guns, valves and nozzles for high-pressure washers and for agricultural applications, plus precision farming products (sensors and computers).

The group has around **2,000 employees** overall and generates annual sales of approximately **EUR 400 million**.





## Divisions and Product Range

### Outdoor Power Equipment



Product range



### Pumps and High Pressure Water Jetting




Product range



### Components and Accessories



Product range



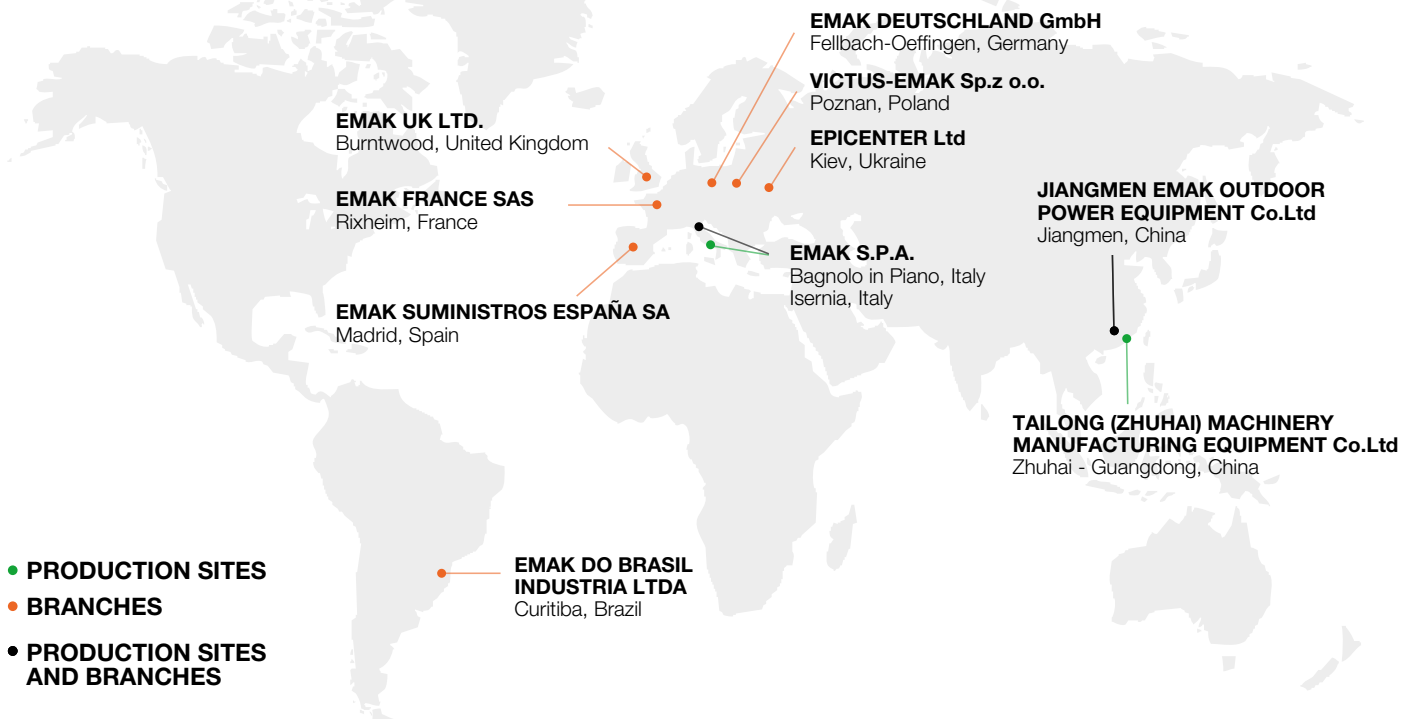
## Our Passion

Emak's green ethos is made up of **certainty**, **innovation** and **completeness**. Our green credentials are based on **care**, **respect**, **passion** and **design focus**. That's why, with our **Efco**, **Oleo-Mac**, **Bertolini** and **Nibbi** brands, **Emak** stands as a benchmark in groundcare and garden maintenance for professionals and amateurs alike. A **passion** that has been **all-Italian** for more than 50 years. There's an **Emak** for everyone.



## Structure

Emak operates in the **Outdoor Power Equipment** segment through **10** companies engaged in the development, production and sale of **products for gardening and forestry, and small agricultural machines**, including brushcutters, lawnmowers, garden tractors, chainsaws, rotary tillers and rotary cultivators.



## Facts and Figures

4	brands
4	production units
8	foreign sales branches
800	employees (approx.) in 2016
177	million € sales in 2016
135	distributors
85	countries served
22.000	points of sale supplied
20	product families
200	models



# Outdoor Power Equipment

## Certifications

**Yes, we care.**

We were the world's first company in our field to obtain certifications in three crucial areas of business sustainability:

- **Ethics**
- **Environment**
- **Quality**

*We care*

*Certified Quality Ethics Environment*

## Products and Accessories Range



Gardening, farming and forestry tools for home users and professionals. **Efco** covers all shades of green. With different models to meet each user's needs but all sharing the same exceptional quality standards in terms of performance, reliability, comfort and safety.

The accessories range is offered as an extension and completion of the product range. Ergonomics, quality and styling are essential ingredients of the development of **Efco's** products: primarily designed to meet the needs of professionals whilst also taking care of the requirements of less expert users who insist on the very best. A truly comprehensive range of superb quality products at highly competitive prices – that's the **Efco** formula.

### Home-plus



#### Home-plus

A range of machines aimed at the home user, for tidying and cleaning the garden, cutting hedges and small trunks or stems, and DIY jobs in general. Characterized by lightweight and compact construction, to make the task of the operator that much simpler. Easy to start, easy to use, easy to maintain: these are the ideal tools for getting things done quickly and neatly around the home.

### Tough-tech



#### Tough-tech

Solid and dependable, these are machines designed for heavy and frequent use in countryside environments: clearing overgrown and uncultivated areas, pruning and cutting firewood, crop irrigation and disinfestation tasks. Designed adopting solutions certain to ensure high work rates and maximum durability over time.

### Sharp-pro



#### Sharp-pro

No-nonsense everyday tools for the busy professional, these are machines that stand out for the toughness of their components, their high performance and their matchless long-term durability. Specific materials used in construction guarantee unwavering quality even when tackling the most severe and lengthy of tasks, like forestry work and the clearance of uncultivated areas or scrub and undergrowth.







## Chainsaws and Pruners

Compact petrol engine Chainsaws	
MT 371 / MT 3710	17
MT 411 / MT 4110	17

Medium power petrol engine Chainsaws	
MT 451 / MT 4510	18

## Hedgetrimmers

Petrol engine shaft Hedgetrimmers	
DS 2410 H	33
DS 2410 HL	33

## Brushcutters

Lightweight Brushcutters	
DS 2410 S	39
DS 2410 T	39

Multifunction petrol engine Brushcutters	
DS 2410 D	40

Professional petrol engine Brushcutters	
DS 4000 S	44
DS 4000 T	44
DS 5300 S	46
DS 5300 T	46
DS 5500 BOSS	46

Backpack petrol engine Brushcutters	
DSF 5300	47

## Lawnmowers

Electric Lawnmowers	
LR 44 PE COMFORT PLUS	66
LR 48 PE COMFORT PLUS	66

COMFORT PLUS push-type Lawnmowers	
LR 44 PK COMFORT PLUS	68
LR 44 PB COMFORT PLUS	68
LR 48 PK COMFORT PLUS	68
LR 48 PBQ COMFORT PLUS	68

COMFORT PLUS self-propelled Lawnmowers	
LR 44 TK COMFORT PLUS	69
LR 48 TK COMFORT PLUS	69
LR 48 TBQ COMFORT PLUS	69
LR 48 TBX COMFORT PLUS	70

LR 53 TK COMFORT PLUS	70
LR 53 TBX COMFORT PLUS	70
LR 53 TBXE COMFORT PLUS	70

ALLROAD PLUS 4 self-propelled Lawnmowers	
LR 48 TK ALLROAD PLUS 4	71
LR 48 TBR ALLROAD PLUS 4	71
LR 48 TBXE ALLROAD PLUS 4	71
LR 53 TK ALLROAD PLUS 4	72
LR 53 TBX ALLROAD PLUS 4	72
LR 53 TBXE ALLROAD PLUS 4	72
LR 53 THX ALLROAD PLUS 4	72
LR 53 VK ALLROAD PLUS 4	72

ALLROAD EXA 4 self-propelled Lawnmowers	
LR 53 TK ALLROAD EXA 4	73
LR 53 TBX ALLROAD EXA 4	73

ALLROAD ALUMINIUM self-propelled Lawnmowers	
AR 48 TK ALLROAD ALUMINIUM	74
AR 48 TBX ALLROAD ALUMINIUM	74
AR 53 TK ALLROAD ALUMINIUM	74
AR 53 TBX ALLROAD ALUMINIUM	75
AR 53 TBXE ALLROAD ALUMINIUM	75
AR 53 VBD ALLROAD ALUMINIUM	75
AR 53 THX ALLROAD ALUMINIUM	75

ALUMINIUM PRO self-propelled Lawnmowers	
AR 53 TK ALUMINIUM PRO	76
AR 53 VBD ALUMINIUM PRO	76

## Backpack Mistblowers

AT 900	102
--------	-----

## Rotary Tillers

Medium power Rotary Tillers	
MZ 2098 RK	112

## Blowers and Vacuum Cleaners

Backpack Blowers	
SA 9000	120

## High-pressure Washers

Cold water High-pressure Washers	
IP 1150 S	124
IP 1250 S	124

<b>CUTTING AND PRUNING</b>	CUTTING WOOD FOR FIREPLACES, SMALL PRUNINGS, DIY JOBS	<b>Chainsaws and Pruners</b>
	LIMBING UP, CUTTING OF SMALL PLANTS AND FIREWOOD	
	CUTTING DOWN AND CUTTING UP LARGE TREES	
	PRUNING TREES	
	CUTTING HEDGES WITH SMALL STEMS	<b>Hedgetrimmers</b>
	CUTTING LARGE HEDGES WITH DENSE VEGETATION	
<b>CUTTING GRASS</b>	FINISHING OFF THE LAWN ON SMALL AND FLAT GROUND	<b>Brushcutters</b>
	FINISHING OFF THE LAWN ON LARGE TRACTS OF LAND	
	FINISHING OFF THE LAWN ON WIDE AND DISCORDANT TERRAIN	
	CUTTING RUSHES, CLEANING THE UNDERGROWTH	
	CUTTING THE GARDEN LAWN	<b>Lawnmowers</b>
	CUTTING THE GARDEN LAWN WITH THE ROBOT LAWNMOWER	
	TRIMMING AND MOWING GRASS, WEEDS, INVASIVE VEGETATION	<b>Robot lawnmowers</b> <b>Flail mowers</b>
	CUTTING THE LAWN GRASS ON A LARGE SCALE	<b>Garden Tractors</b>
<b>TREATMENTS AND IRRIGATION</b>	IRRIGATING PLANTS, VINEYARDS, ORCHARDS	<b>Water Pumps</b>
	DISINFESTING PLANTS, VINEYARDS, ORCHARDS	<b>Backpack Mistblowers</b>
	SPRAYING PLANTS, VINEYARDS, ORCHARDS	<b>Backpack Sprayers</b>
<b>PREPARING THE GROWN</b>	SOWING AND CULTIVATING	<b>Rotary Tillers</b>
	DRILLING THE SOIL	<b>Earth Augers</b>
<b>CLEANING</b>	BLOWING AND COLLECTING LEAVES	<b>Blowers and Vacuum Cleaners</b>
	BLOWING OLIVES, HAZELNUTS	
	WASHING THE CAR, WASHING THE OUTSIDE FLOORING	<b>High-pressure Washers</b>
<b>TRANSPORTING</b>	TRANSPORTING LOADS, WOOD, SOIL	<b>Transporters</b>
<b>LOW-LEVEL ENVIRONMENTAL IMPACT WORK</b>	CUTTING WOOD FOR FIREPLACES, SMALL PRUNING, DIY JOBS WITH A BATTERY-POWERED CHAINSAW	<b>Battery-powered products</b>
	CUTTING HEDGES WITH SMALL STEMS WITH A BATTERY-POWERED HEDGETRIMMER	
	FINISHING THE LAWN ON SMALL AND FLAT GROUND WITH A BATTERY-POWERED BRUSHCUTTER	
	CUTTING THE GARDEN LAWN WITH A BATTERY-POWERED LAWNMOWER	



- Electric Chainsaws
- Battery-powered Chainsaws
- Compact petrol engine Chainsaws
- Medium power petrol engine Chainsaws
- Professional petrol engine Chainsaws
- Petrol engine pruning Chainsaws
- Telescopic pruners
- Electric Hedgetrimmers
- Battery-powered Hedgetrimmers
- Professional petrol engine Hedgetrimmers
- Petrol engine shaft Hedgetrimmers

- Electric Trimmers
- Battery-powered Brushcutters
- Lightweight Brushcutters
- Multifunction petrol engine Brushcutters
- 4-stroke petrol engine Brushcutters
- Medium power petrol engine Brushcutters
- Professional petrol engine Brushcutters
- Backpack petrol engine Brushcutters
- Electric Lawnmowers
- Battery-powered Lawnmowers
- COMFORT PLUS push-type Lawnmowers
- COMFORT PLUS self-propelled Lawnmowers
- ALLROAD PLUS 4 self-propelled Lawnmowers
- ALLROAD EXA 4 self-propelled Lawnmowers
- ALLROAD ALUMINIUM self-propelled Lawnmowers
- ALUMINIUM PRO self-propelled Lawnmowers
- MR 55 self-propelled professional Lawnmowers
- Robot lawnmowers
- Professional Flail mowers
- Rider Mowers
- Side-discharge Garden Tractors
- Rear-discharge Garden Tractors
- Professional all-terrain Garden Tractors

- Self-priming Water Pumps
- Not self-priming Water Pumps
- Backpack Mistblowers
- Backpack Sprayers

- Compact Rotary Tillers
- Medium power Rotary Tillers
- Medium power Earth Augers
- Professional Earth Augers

- Handheld Blowers and Vacuum Cleaners
- Backpack Blowers
- Cold water High-pressure Washers
- Hot water High-pressure Washers

- Compact Transporters
- Professional Transporters

- Battery-powered Chainsaws
- Battery-powered Hedgetrimmers
- Battery-powered Brushcutters
- Battery-powered Lawnmowers









# Cutting and pruning

## Chainsaws and Pruners

Electric Chainsaws

Battery-powered Chainsaws

Compact petrol engine Chainsaws

Medium power petrol engine Chainsaws

Professional petrol engine Chainsaws

Petrol engine pruning Chainsaws

Telescopic pruners

## Hedgetrimmers

Electric Hedgetrimmers

Battery-powered Hedgetrimmers

Professional petrol engine Hedgetrimmers

Petrol engine shaft Hedgetrimmers

■ CUTTING WOOD FOR FIREPLACES, SMALL PRUNINGS, DIY JOBS

■ LIMBING UP, CUTTING OF SMALL PLANTS AND FIREWOOD

■ CUTTING DOWN AND CUTTING UP LARGE TREES

■ PRUNING TREES

■ CUTTING HEDGES WITH SMALL STEMS

■ CUTTING LARGE HEDGES WITH DENSE VEGETATION



# Powerful, versatile and easy to use: your indispensable helpmates for cutting and pruning.

## Technology and comfort

Pruning, felling, limbing and DIY: there's an **Efco** chainsaw to meet the needs of every task, whether in the garden or in the woods. Albeit with different characteristics, all the models share quality, ease of use and maintenance, and reliable top performance. Top-quality bars and chains ensure clean and accurate cuts, without damaging the vegetation. Even in the event of prolonged use, our chainsaws offer superior performance and maximum efficiency thanks to the low fuel consumption and smooth and constant engine torque. The high standards of technical equipment fitted as standard ensure the maximum safety which, in the electric models, is attested to by our international certifications, including GS and IMQ.



**1** The decompression valve facilitates starting (**MT 4400, 147, MT 5200, 156, 162, MT 6500, MT 7200**).

**2** The "EasyOn" starting system ensures any user can set the machine running simply and effortlessly, with a minimal number of pulls on the cord (**MT 3710, MT 4100 SP, MT 4110, MT 4510, MTT 2500, MTT 3600**).

**3** The "Primer" facilitates starting even in the harshest climates (**MT 3500 S, MT 3700, MT 3710, MT 4100 S, MT 4100 SP, MT 4110, MT 4400, MT 4510, 147, MT 5200, 156, 162, MTT 2500, MTT 3600**).

**4** The chain can be fitted and adjusted without using tools. The ergonomic "no tools" system means the chain can be tensioned easily in a matter of seconds (**MT 2000 E**).

**5** "AlwaysOn" switch: rapid engine stopping and, thanks to the autoreset function, always ready to restart (**MTT 2500, MTT 3600**).

**6** "OnBoard" clutch: quick installation of cutting tool, cleaner clutch for constant performance through time (**MT 3500 S, MT 6500, MTT 2500, MTT 3600**).

**7** Carburettor with anti-vibration mount guarantees stable fuel burn whatever the operating conditions (**MT 3500 S, MT 6500, MT 7200**).

**8** Aluminium oil pump: ensures zero flow with engine idling and long, durable service.

# Chainsaws and Pruners



## Guide to chainsaw and pruner selection

		HOME	COUNTRYSIDE	WOODLAND	URBAN
CUTTING WOOD FOR FIREPLACES, SMALL PRUNINGS, DIY JOBS	Electric Chainsaws	MT 2000 E			
	Battery-powered Chainsaws	MT 2200 Li-Ion			
LIMBING UP, CUTTING OF SMALL PLANTS AND FIREWOOD	Compact petrol engine Chainsaws	MT 350 S / MT 3500 S 137 / MT 3700 MT 371 / MT 3710 141 S / MT 4100 S 141 SP / MT 4100 SP MT 411 / MT 4110			
	Medium power petrol engine Chainsaws	MT 440 / MT 4400 MT 451 / MT 4510 147 152 / MT 5200			
CUTTING DOWN AND CUTTING UP LARGE TREES	Professional petrol engine Chainsaws			156 162 MT 6500 MT 7200	
PRUNING TREES	Petrol engine pruning Chainsaws	MTT 2500 MTT 3600			
	Telescopic pruners	PTX 2710			

## Proper maintenance of chainsaw and pruner

- After every 10 hours of operation, remove the cover and clean the **air filter**, replace if damaged or excessively soiled.
- Check the condition of the **fuel filter** periodically.
- Clean the **cylinder fins** periodically by brushing, or blasting with compressed air.
- Inspect and clean the **spark plug** periodically.
- Check the **electrode gap** periodically.
- After every 30 hours of operation, remove the screw on the bevel drive and check the **grease level** (pruner).
- Check and, if necessary, replace the **chain safety stop** (chainsaw).
- Turn the guide bar and make sure that the **lubrication holes** are free from impurities (chainsaw).

## Electric Chainsaws

Electric chainsaws are the ideal tool for quick and easy jobs around the home and minor pruning tasks: from cutting firewood for stoves and fireplaces to pruning trees around the garden and DIY activities. Model **MT 2000 E** model is a compact, extremely easy to handle chainsaw, with an easy starting procedure and minimal maintenance requirements: it's the perfect combination of superior performance and practicality.



### MT 2000 E

Power	2.0 kW
Voltage/Frequency	230 V / 50 Hz
Bar length (nose)	41 cm/16" (sprocket)
Chain (pitch x gauge)	3/8" x .050"
Oil pump	automatic/zero oil flow with engine stopped
Oil tank capacity	0.35 L
Sound pressure/power level	84.3/106.5 dB(A)
Lh/rh vibration level	3.9/4.4 m/s <sup>2</sup>
Dry weight without bar and chain	4.4 Kg



## Battery-powered Chainsaws

The cordless battery-powered chainsaw is the perfect tool for pruning, cutting branches and small and medium-sized firewood. The battery-powered chainsaw stands out for its compact and ergonomic design for more comfortable use of the tool. The **MT 2200 Li-ion** battery-powered chainsaw is light and has a comfortable handle, making it perfect when you need to work in places without access to a mains power outlet and in enclosed spaces where petrol engine machines can't be used, and where low noise is an essential requirement.



### MT 2200 Li-ion

Compatible batteries	BA 2.6 Ah/BA 4 Ah
Charging time	90 min
Motor type	Brushless
No load motor speed	4600 rpm
Chain (pitch x gauge)	3/8" x .050"
Bar length	30 cm/12"
Chain speed	8 m/s
Number of cuts with a fully charged battery (soft wood limb, diameter 10 cm)	90 cuts (BA 2.6 Ah), 126 cuts (BA 4 Ah)
Oiler	automatic/zero oil flow with motor stopped
Oil reservoir capacity	0.10 L
Sound pressure/power level	89/99.9 dB(A)
Lh/rh vibration level	3.6/3.2 m/s <sup>2</sup>
Weight without battery with bar and chain	4.5 Kg





## Compact petrol engine Chainsaws

The compact chainsaws are designed incorporating the technology used in higher power models: they guarantee performance at the top of their category, ensuring the maximum efficiency and minimum expenditure of time and energy. Occasional minor pruning tasks or cutting small diameter firewood can be carried out using practical and easy-to-use tools. The devices specifically designed for incorporation on these models make for extremely practical use and routine maintenance.



	<b>MT 350 S</b>	<b>137</b>	<b>MT 371</b>
	<b>MT 3500 S</b>	<b>MT 3700</b>	<b>MT 3710</b>
Power/Displacement	2.0 HP – 1.5 kW/38.9 cm <sup>3</sup>	2.2 HP - 1.6 kW/35.2 cm <sup>3</sup>	2.4 HP - 1.8 kW/35.2 cm <sup>3</sup>
Bar length (nose)	35-41 cm/14"-16" (sprocket)	35-41 cm/14"-16" (sprocket)	35-41 cm/14"-16" (sprocket)
Chain (pitch x gauge)	3/8" x .050"	3/8" x .050" Special	3/8" x .050" Special
Oil pump	automatic/zero flow rate at idle speed	automatic/zero flow rate at idle speed	automatic/zero flow rate at idle speed
Oil/fuel tank capacity	0.26 L/0.36 L	0.22 L/0.32 L	0.22 L/0.32 L
Sound pressure/power level	99.6/110.4 dB(A)	99/109.5 dB(A)	99/109.5 dB(A)
Lh/rh vibration level	6.0/6.7 m/s <sup>2</sup>	5.2/5.5 m/s <sup>2</sup>	5.2/5.5 m/s <sup>2</sup>
Dry weight without bar and chain	4.6 Kg	4.3 Kg	4.3 Kg



	<b>141 S</b>	<b>141 SP</b>	<b>MT 411</b>
	<b>MT 4100 S</b>	<b>MT 4100 SP</b>	<b>MT 4110</b>
Power/Displacement	2.5 HP - 1.8 kW/39.0 cm <sup>3</sup>	2.5 HP - 1.8 kW/39.0 cm <sup>3</sup>	2.6 HP - 1.9 kW/39.0 cm <sup>3</sup>
Bar length (nose)	41 cm/16" (sprocket)	41 cm/16" (sprocket)	41 cm/16" (sprocket)
Chain (pitch x gauge)	3/8" x .050" Special	.325" x .050" Microlite	3/8" x .050" Special .325" x .050" Microlite
Oil pump	automatic/zero flow rate at idle speed	automatic/adjustable/ zero flow rate at idle speed	automatic/adjustable/ zero flow rate at idle speed
Oil/fuel tank capacity	0.22 L/0.32 L	0.22 L/0.32 L	0.22 L/0.32 L
Sound pressure/power level	99.5/110.5 dB(A)	99.5/110.5 dB(A)	99.5/110.5 dB(A)
Lh/rh vibration level	5.2/5.7 m/s <sup>2</sup>	4.5/4.8 m/s <sup>2</sup>	4.5/4.8 m/s <sup>2</sup>
Dry weight without bar and chain	4.3 Kg	4.4 Kg	4.4 Kg

## Medium power petrol engine Chainsaws

The medium power petrol engine chainsaws are sufficiently compact for intensive use and compatible with frequent use. Designed to accommodate the needs of the most demanding users on farmland, woodland, as well as in the garden. The versatility combined with an excellent power-weight ratio guarantee optimal cutting performance in all types of applications, such as limbing, pruning and cutting of medium-size trunks. These chainsaws are designed to offer exceptional performance for demanding tasks, from gardening to agriculture.



	MT 440	MT 451
	MT 4400	MT 4510
Power/Displacement	2.9 HP - 2.1 kW/42.9 cm <sup>3</sup>	2.9 HP - 2.1 kW/42.9 cm <sup>3</sup>
Bar length (nose)	41-46 cm/16"-18" (sprocket - microlite)	41-46 cm/16"-18" (sprocket - microlite)
Chain (pitch x gauge)	.325" x .050"	.325" x .050"
Oil pump	automatic/adjustable/ zero flow rate at idle speed	automatic/adjustable/ zero flow rate at idle speed
Oil/fuel tank capacity	0.26 L/0.32 L	0.26 L/0.32 L
Sound pressure/power level	102/112.3 dB(A)	102/112.3 dB(A)
Lh/rh vibration level	5.4/7.1 m/s <sup>2</sup>	5.4/7.1 m/s <sup>2</sup>
Dry weight without bar and chain	4.5 Kg	4.5 Kg



	147	152
		MT 5200
Power/Displacement	3.1 HP - 2.3 kW/45 cm <sup>3</sup>	3.4 HP - 2.5 kW/51.7 cm <sup>3</sup>
Bar length (nose)	41-46 cm/16"-18" (sprocket)	41-46 cm/16"-18" (sprocket)
Chain (pitch x gauge)	.325" x .058"	.325" x .058"
Oil pump	automatic/adjustable/ zero flow rate at idle speed	automatic/adjustable/ zero flow rate at idle speed
Oil/fuel tank capacity	0.27 L/0.5 L	0.27 L/0.5 L
Sound pressure/power level	101/110.5 dB(A)	104.4/112.9 dB(A)
Lh/rh vibration level	5.5/6.0 m/s <sup>2</sup>	5.2/5.5 m/s <sup>2</sup>
Dry weight without bar and chain	5.2 Kg	5.4 Kg



## Professional petrol engine Chainsaws

Professional chainsaws are powerful machines built for felling, cutting and sectioning large trees. All the professional models are fitted with a variable advance digital coil with rpm limiter: the result is a smooth-running engine and improved cooling, even in difficult weather conditions. The handle and fuel tank are separate from the body of the machine, to reduce the fuel/oil mixture temperature and minimise the transmission of vibration. The aluminium oil pump is automatic and adjustable, so that the flow rate can be adapted in accordance with the task to be performed, thus avoiding wastage.



**156**



**162**

Power/Displacement	4.1 HP - 3.1 kW/56.5 cm <sup>3</sup>	4.7 HP - 3.5 kW/61.5 cm <sup>3</sup>
Bar length (nose)	41-46-51 cm/16"-18"-20" (replaceable sprocket)	46-51 cm/18"-20" (replaceable sprocket)
Chain (pitch x gauge)	.325" x .058"	3/8" x .058"
Oil pump	automatic/adjustable/ zero flow rate at idle speed	automatic/adjustable/ zero flow rate at idle speed
Oil/fuel tank capacity	0.35 L/0.70 L	0.35 L/0.70 L
Sound pressure/power level	100/111 dB(A)	101/112 dB(A)
Lh/rh vibration level	5.0/7.0 m/s <sup>2</sup>	5.0/7.0 m/s <sup>2</sup>
Dry weight without bar and chain	5.6 Kg	5.6 Kg



**MT 6500**



**MT 7200**

Power/Displacement	4.7 HP - 3.5 kW/63.4 cm <sup>3</sup>	5.4 HP - 4.0 kW/70.8 cm <sup>3</sup>
Bar length (nose)	46-51 cm /18"-20" (replaceable sprocket) 51-61-71 cm /20"-24"-28" (stellite)	51 cm/20" (replaceable sprocket) 64-76 cm/25"-30" (stellite)
Chain (pitch x gauge)	3/8" x .058"	3/8" x .058"
Oil pump	automatic/adjustable/ zero flow rate at idle speed	automatic/adjustable/ zero flow rate at idle speed
Oil/fuel tank capacity	0.45 L/0.80 L	0.45 L/0.80 L
Sound pressure/power level	103.3/112 dB(A)	102/114.6 dB(A)
Lh/rh vibration level	5.3/5.3 m/s <sup>2</sup>	6.1/6.1 m/s <sup>2</sup>
Dry weight without bar and chain	6.5 Kg	6.8 Kg

24"-28" only Extra CE

## Petrol engine pruning Chainsaws

The power, manoeuvrability and accuracy required during pruning and tending of plants, olive groves and orchards are guaranteed by the quality of the **MTT 2500** pruning chainsaw, the flagship model in this category owing to its manoeuvrability, low weight and superior power. The combination of these three aspects in a single product make the **MTT 2500** the perfect tool for efficient, quick and safe pruning operations. Some of the main characteristics of this chainsaw, which is designed to turn your passion or your job into genuine pleasure, are its low weight, perfect balance in all conditions, ergonomic design and high cutting speed.

Power, ergonomics and balance are the distinguishing features of the **MTT 3600** chainsaw. Compact and with an excellent power to weight ratio, it's the ideal chainsaw for pruning tasks at height on tall trees, for limbing and for felling. Its ability to handle the toughest jobs makes it the perfect tool in the hands of professional tree-climbers. The low-emission eco-friendly engine is protected by a double air filter in foam and nylon, and the high-speed high-power chain guarantees clean and accurate cuts without damaging the bark.

The range of **MTT** professional pruning chainsaw models features AlwaysOn and EasyOn devices, snap hook and easy opening of the filter cover.

Models **MTT 2500** and **MTT 3600** are designed by **Giugiaro**, a world leading brand in the industrial design field.



	MTT 2500	MTT 3600
Power/Displacement	1.3 HP - 1.0 kW/25.4 cm <sup>3</sup>	2.0 HP - 1.5 kW/35.1 cm <sup>3</sup>
Bar length (nose)	25 cm/10" (sprocket/carving)	30-35 cm/12"-14" (sprocket)
Chain (pitch x gauge)	1/4" x .050" (sprocket) 1/4" x .050" (carving)	3/8" x .050" (sprocket)
Oil pump	aluminium, automatic/zero flow rate at idle speed	aluminium, adjustable/zero flow rate at idle speed
Oil/fuel tank capacity	0.19 L/0.22 L	0.23 L/0.28 L
Sound pressure/power level	97.7/107.9 dB(A)	103/115 dB(A)
Lh/rh vibration level	4.3/5.2 m/s <sup>2</sup>	4.9/5.2 m/s <sup>2</sup>
Dry weight without bar and chain	2.7 Kg	3.8 Kg





## Telescopic pruners


Model **PTX 2710** is designed to solve your cutting and limbing problems at a height with ease, while at the same time guaranteeing a constantly comfortable and safe working position. Suitable for use in woodland, in rural surroundings and in urban open spaces, this tool eliminates the need for access solutions such as ladders and platforms of various types once and for all. Thanks to the telescopic pole that can be extended up to 3.12 metres, this chainsaw can reach branches up to 5 metres from the ground. The pruner can be adjusted to 5 intermediate angles from 0° to 90°, thanks to a device that allows excellent performance in any working position and allows a far clearer view of the cutting area. The aluminium engine shroud affords superior mechanical strength. The professional oil pump ensures constant lubrication of the bar and chain.
















### PTX 2710

Power/Displacement	1.3 HP – 1.0 kW/27.0 cm <sup>3</sup>
Adjustment of pruning head	from 0° to 90° (5 positions)
Bar length (nose)	25 cm/10" (microlite sprocket)
Chain (pitch x gauge)	3/8" x .043"
Overall length of machine	2.60 m/3.80 m
Sound pressure/power level	97.0/107.5 dB(A)
Lh/rh vibration level	4.2/5.9 m/s <sup>2</sup>
Dry weight of complete tool without bar and chain	7.9 Kg

# Accessories for Chainsaws and Pruners - Guide bars description and key




		Bar	Bar type	Nose	Bar length
		Microlite®	Laminated	Sprocket	10" - 12" - 16" - 18" / 25 - 30 - 41 - 46 cm
		Laminated with Sprocket nose	Laminated	Sprocket	12" - 14" - 16" - 18" - 20" / 30 - 35 - 41 - 46 - 51 cm
		Solid with Replaceable Sprocket Nose. (Power Match®) Nose	Solid	Replaceable Sprocket Nose	15" - 16" - 18" - 20" - 22" - 24" - 25" - 28" / 38 - 41 - 46 - 51 - 56 - 61 - 64 - 71 cm
		Solid with Stellite Nose	Solid	Stellite	10" - 18" - 20" - 24" - 25" - 28" - 30" / 25 - 46 - 51 - 61 - 64 - 71 - 76 cm
		Solid with Stellite Nose	Solid	Stellite	30" - 36" / 76 - 91 cm
		Power Sharp	Laminated	Sprocket	16" / 41 cm




**Microlite® bars and chains.** Ensure greater efficiency, enhanced cutting safety, lower weight and vibration, and improved lubrication.

Thanks to their reduced thickness and low engine power absorption, **Micro-Lite bars** are ideal for all types of DIY applications. These guide-bars ensure the maximum lightweight, low vibration, and reduced kickback.



**Laminated sprocket nose bars.**

**Laminated sprocket nose bars**, designed for DIY and semi-professional use, are ideal for lightweight, versatile, and highly reliable chain saws. Equipped with a special barrier dam that prevents the loss of oil, these guide-bars ensure perfect lubrication, top performance, and longer working life of both bar and chain.



**Solid bars (Power Match®)** with replaceable sprocket nose and oiling system (Lubrijet®).

angled oilway hole

.38"







.325"


**Solid guide-bars with a replaceable sprocket nose**, designed for professional applications, are equipped with an efficient oiling system (Lubrijet®) thanks to an angled hole on the bar that is kept clear by the transit of the chain drive links. The replaceable nose is available for .325" and .38" pitch chains.

Power Match®, Micro-lite®, Lubrijet® are registered trademarks of BLOUNT EUROPE SA - Oregon Cutting System Division




# Accessories for Chainsaws and Pruners - Guide bars description and key

Pitch	Gauge														
											Electric chainsaws	Petrol chainsaws			
	.043"	.050"	.058"	.063"							< 35 cc	35 - 45 cc	45 - 60 cc	> 60 cc	
	1.1 mm	1.3 mm	1.5 mm	1.6 mm											
.3/8"	●				●		●	●							
.325"		●			●	●	●	●							
.3/8"		●			●	●	●	●							
.325"			●		●			●	●	●	●				
.3/8"			●							●	●	●	●		
.325"			●							●	●	●	●		
.1/4"		●				●	●								
.3/8"			●								●	●	●		
.404"				●									●		
.3/8"		●			●		●	●	●						




angled oilway hole



**Solid bars** with stellite nose and oiling system (Lubrijet®).

**Solid bars with a stellite alloy nose**, for professional use, guarantee excellent performance and lifetime even in the most adverse conditions and when subjected to prolonged stress. The stellite bar nose offers the maximum wear resistance. The chains are equipped with an efficient oiling system (Lubrijet®) that features an angled hole on the bar that is kept clear by the transit of the chain drive links.



**Solid bars with a stellite nose.**

**Solid bars with a stellite alloy nose**, for professional use, guarantee excellent performance and a long working lifetime even in the most adverse conditions and when subjected to prolonged stress. The stellite bar nose offers the maximum wear resistance.



**Power Sharp bars.**

**Power Sharp**  
Practical system consisting of a sharpening stone, guide bar and a special chain that can be sharpened in just 5 seconds without the use of tools. Simply attach the sharpening stone device onto the guide bar and operate the chain saw at maximum speed, pressing the foot of the device hard against a solid object for several seconds. At this point the chain is sharpened and the operator can resume work immediately.  
Available as standard on the **137 Power Sharp – MT 3700 Power Sharp** version.

# Accessories for Chainsaws and Pruners - Description of chains



	Chain type	Pitch	Tooth design	Gauge				Bar length
				.043"	.050"	.058"	.063"	
				1.1 mm	1.3 mm	1.5 mm	1.6 mm	
	Micro Chisel	1/4			E650MC-K			up to 16" (40 cm)
	Semi Chisel	3/8 LOW PRO		N143C-K				from 12" to 16" (from 30 to 40 cm)
	Semi Chisel	3/8 LOW PRO			N150C-N			
	Semi Chisel	3/8 LOW PRO			N150C-K			
	Semi Chisel	.325			K250C-N			
	Semi Chisel	.325			K250C-K			from 11" to 20" (from 28 to 50 cm)
	Semi Chisel	.325				K258C-N		
	Semi Chisel	.325				K258C-K		
	Semi Chisel	.325					K263C-N	
	Semi Chisel	.325			K250NK-K			from 13" to 18" (from 33 to 45 cm)
	Chisel	.325			K250L-N	K258L-N	K263L-N	from 11" to 20" (from 28 to 50 cm)
	Semi Chisel	3/8			A350EP-N			up to 36" (up to 90 cm)
	Semi Chisel	3/8				A358EP-N		
	Semi Chisel	3/8					A363EP-N	
	Pro-Chisel	3/8				A358EP-K		from 13" to 24" (from 33 to 60 cm)
	Pro-Chisel	3/8				A358LM-N		
	Pro-Chisel	3/8					A363LM-N	
	Semi Chisel	404					B463EP-N	

HOW TO IDENTIFY A CHAIN	K	50	C	K	072	EOM
	.325"	.050"	Semi-Chisel	Anti-kickback tooth	# N° links reel length	Loop boxes, reels
Pitch	Gauge		Tooth type		Anti-kickback protection	
A	3/8"	50 .050" (1.3 mm)	C	Semi-Chisel	K	EOM
B	.404	58 .058" (1.5 mm)	EP	Type "E" professional (Semi-Chisel)	N	EEF
E	1/4"	63 .063" (1.6 mm)	LM	Magna Chisel (PRO-CHISEL)		REM
K	.325"	43 .043" (1.1 mm)	MC	Micro Chisel		
N	3/8" Lo Pro		NK	Narrow Kerf		



# Accessories for Chainsaws and Pruners - Description of chains



										Description
			Electric chainsaws	Petrol chainsaws						
				< 35 cc	35 - 45 cc	45 - 60 cc	> 60 cc			
●	●		●	●	●					Recommended for small and medium displacement chainsaws. Clean cut, high performance. Installed on pruner chainsaws.
●			●	●	●					Compact, lightweight and strong. The bar-chain combination offers a weight reduction of around 15% compared to a traditional chain.
●	●		●	●	●					Maximum performance level. Ideal for intensive pruning work.
●			●	●	●					Developed for DIY applications. Guarantees low vibration and maximum safety thanks to the anti-kickback tooth.
	●	●			●	●	●	●		Lightweight and high performance. This chain was developed for professionals who need an .325" pitch chainsaw.
	●	●			●	●	●			Developed for lightweight chainsaws, guarantees optimal performance and low power absorption.
	●	●			●	●	●			Developed for professional users requiring an .325" pitch chainsaw.
		●			●	●	●	●		Featuring high performance and strength, this chain is specifically designed for demanding professional applications.
		●			●	●	●	●		The 3/8 chisel chain has always been the benchmark for professional users.
		●					●	●		Designed to handle the heaviest duty applications. Unstoppable and super strong.

Pitch	EMAK	OREGON	CARLTON	WINDSOR						
1/4	E650MC-K	25AP	E1MC-BL	50K	90°	30°	.025	85° - 90°	60°	5/32" - 4.0 mm
3/8 LP	N143C-K	90SG	N4C-BL	43RG						
3/8 LP	N150C-N	91VXL	N1C	50R	90°	35°	.025	85° - 90°	60°	5/32" - 4.0 mm
3/8 LP	N150C-K	91VG	N1C-BL	50RG						
.325	K250C-N/K	20BPX	K1C-K1C-BL	50J - 50JG						
.325	K258C-N/K	21BPX	K2C-K2C-BL	58J - 58JG	90°	30°	.025	80° - 90°	60°	3/16" - 4.8 mm
.325	K263C-N	22BPX	K3C	63J - 63JG						
.325	K250NK	95VPX	K1NK-BL	50JSG						
.325	K250L-N	20LPX	K1L	50JL						
.325	K258L-N	21LPX	K2L	58JL	80°	30°	.025	85° - 90°	60°	11/64" - 4.5 mm
.325	K263L-N	22LPX	K3L	63JL						
3/8	A350EP-N	72D - 72DP	A1EP	50A						
3/8	A358EP-N	73D - 73DP	A2EP	58A	90°	35°	.025	85° - 90°	60°	7/32" - 5.5 mm
3/8	A363EP-N	75D - 75DP	A3EP	63A						
3/8	A358EP-K	73V	A2EP-GL							
3/8	A358LM-N	73LGX	A2LM	58APL	80°	30°	.025	80° - 90°	60°	7/32" - 5.5 mm
3/8	A363LM-N	75LGX	A3LM	63APL						

# Accessories for Chainsaws and Pruners - Guide-bars and chains



	Guide bars		Chains			Reels Emak 100"		Reels Emak 25"		Efco new references		Machines																					
	Length	Part code	Pitch x gauge	N. links Type	Part code	Type	Part code	N. links Type	Part code	Type	Part code	MT 2200 Li-Ion	MTT 2500	MTT 3600	MTT 3500 S	MT 3700 - MT 3710	137 PS - MT 3700 PS	141 S - MT 4100 S - MT 4110	141 SP - MT 4100 SP - MT 4110	MT 440 - MT 4400 - MT 451 - MT 4510	147 - 152 - MT 5200	156	162	MT 6500	MT 7200	MT 2000 E	EP 90 - EP 100 - EP 120 - PTX 2710						
PS	16" - cm 41	5018 0030R	.3/8" x .050" (1,3mm)	56-91 PS	3063006																												
	10" - cm 25	6309 0031R	.3/8" x .043" (1,1mm)	39-90 SG		N143C-K-100REM	3063037	N143C-K-025REM	3063023	N143C-K-039E	30629529																						
	10" - cm 25	5029 0132R	.1/4" x .050" (1,3mm)	58-91 VG		E650MC-K-100REM	3063013	E650MC-K-025REM	3063029	E650MC-K-058E	30629540																						
	12" - cm 30	5003 0233R	.3/8" x .050" (1,3mm)	45-91 VG							N150C-K-045E	30629522																					
	14" - cm 35	0935 00357R	.3/8" x .050" (1,3mm)	50-91 VG							N150C-N-045E	30629518																					
	14" - cm 35		.3/8" x .050" (1,3mm)	52-91 VG		N150C-K-100REM	3063022	N150C-K-025REM	3063036	N150C-K-050E	30629524																						
	14" - cm 35	5003 0212R	.3/8" x .050" (1,3mm)	53-91 VG		N150C-N-100REM	3063021	N150C-N-025REM	3063035	N150C-N-050E	30629519																						
											N150C-K-052E	30629525																					
											N150C-N-052E	30629520																					
											N150C-N-053E	30629526																					
											N150C-N-055E	30629534																					
											N150C-N-056E	30629527																					
											N150C-N-056E	30629535																					
		16" - cm 41	5005 2019R	.3/8" x .050" (1,3mm)	57-91 VG						N150C-K-057E	30629528																					
		16" - cm 41	093500536R	.3/8" x .050" (1,3mm)	57-91 VG						N150C-K-057E	30629528																					
		16" - cm 41	5006 2014R	.325" x .050" (1,3mm)	66-95 VP		K250C-K-100REM	3063015	K250C-N-025REM	3063030	K250C-K-066E	30629508																					
		18" - cm 46	5023 0059R	.325" x .050" (1,3mm)	72-95 VP		K250C-N-100REM	3063014			K250C-K-072E	30629514																					
		16" - cm 41	0946 00332R	.325" x .058" (1,5mm)	66-21 BP	0010 00710R																											
		18" - cm 46	0946 00333R	.325" x .058" (1,5mm)	72-21 BP						K258C-K-072E	30629512																					
		20" - cm 51		.325" x .058" (1,5mm)	78-21 BP		K258C-N-100REM	3063017			K258C-K-078E	30629513																					
		15" - cm 38		.325" x .058" (1,5mm)	64-21 LP		K258C-N-100REM	3063019	K258C-N-025REM	3063032	K258C-K-064E	30629538																					
		16" - cm 41	5001 2038R	.325" x .058" (1,5mm)	66-21 BP	0010 00710R	K258C-K-100REM	3063018																									
		18" - cm 46	5001 2039R	.325" x .058" (1,5mm)	72-21 BP						K258C-K-072E	30629512																					
		20" - cm 51	5001 2040R	.325" x .058" (1,5mm)	78-21 BP						K258C-K-078E	30629513																					
		18" - cm 46	5009 2021R	.3/8" x .058" (1,5mm)	68-73 DP																												
		18" - cm 46	5002 2023R	.3/8" x .058" (1,5mm)	68-73 DP						A358EP-K-068E	30629502																					
		20" - cm 51	5002 2024R	.3/8" x .058" (1,5mm)	72-73 DP						A358EP-K-068E	30629502																					
		22" - cm 56	5002 2025*	.3/8" x .058" (1,5mm)	77-73 DP	0010 00754R*					A358EP-K-072E	30629503																					
		18" - cm 46	5025 0114R	.3/8" x .058" (1,5mm)	68-73 DP						A358LM-N-072E	30629505*																					
		20" - cm 51	5025 0115R	.3/8" x .058" (1,5mm)	72-73 DP		A358EP-K-100REM	3063009	A358EP-N-025REM	3063024*	A358EP-K-068E	30629502																					
		20" - cm 51	5025 0116R	.3/8" x .058" (1,5mm)	72-73 DP		A358EP-N-100REM	3063008	A358LM-N-025REM	3063025*	A358EP-K-072	30629503																					
		24" - cm 61	5025 0116R	.3/8" x .058" (1,5mm)	84-73 DP		A358LM-N-100REM	3063010			A358LM-N-072E	30629505*																					
		28" - cm 71	5025 0117R	.3/8" x .058" (1,5mm)	92-73 DP																												
		18" - cm 46		.3/8" x .058" (1,5mm)	68-73 DP																												
		20" - cm 51	0970 00301R	.3/8" x .058" (1,5mm)	72-73 DP						A358EP-K-072E	30629503																					
		25" - cm 64	5002 2042R*	.3/8" x .058" (1,5mm)	88-73 DP						A358LM-N-072E	30629505*																					
											A358EP-K-088E	30629504																					

(1) Non-European countries only. • Standard cutting systems. ° Compatible cutting systems. PS Power Sharp \* While stocks last



# Accessories for Chainsaws and Pruners - Guide-bars and chains



	Guide bars		Chains			Reels Emak 100"		Reels Emak 25"		Efco new references		Machines																				
	Length	Part code	Pitch x gauge	N. links Type	Part code	Type	Part code	N. links Type	Part code	Type	Part code	MT 2200 Li-Ion	MTT 2500	MTT 3600	MT 350 S - MT 3500 S	137 - MT 3700 - MT 371 - MT 3710	137 P.S. - MT 3700 P.S.	141 S - MT 4100 S - MT 411 - MT 4110	141 SP - MT 4100 SP - MT 411 - MT 4110	MT 440 - MT 4400 - MT 451 - MT 4510	147 - 152 - MT 5200	156	162	MT 6500	MT 7200	MT 2000 E	EP 90 - EP 100 - EP 120 - PTX 2710					
Bar with stellite nose	10" - cm 25	5003 0353R	.1/4" x .050" (1,3mm)	60-25 AP		E650MC-K-100REM	3063013	E650MC-K-025REM	3063029	E650MC-K-060E	30629532	●																				
	18" - cm 46		.3/8" x .058" (1,5mm)	68-73 DP																												
	20" - cm 51		.3/8" x .058" (1,5mm)	72-73 DP						A358EP-K-072E	30629503																					
	24" - cm 61	5009 0026R*	.3/8" x .058" (1,5mm)	80-73 LP						A358LM-N-072E	30629505*																					
	20" - cm 51	5025 0119R	.3/8" x .058" (1,5mm)	72-73 DP																												
	24" - cm 61	5025 0120R	.3/8" x .058" (1,5mm)	84-73 DP		A358EP-K-100REM	3063009																									
	28" - cm 71	5025 0121R	.3/8" x .058" (1,5mm)	92-73 DP		A358EP-N-100REM	3063008	A358LM-N-025REM	3063025*																							
	30" - cm 76	5025 0118R*	.3/8" x .058" (1,5mm)	102-73 DP		A358LM-N-100REM	3063010																									
	18" - cm 46		.3/8" x .058" (1,5mm)	68-73 DP																												
	20" - cm 51	0970 00318R*	.3/8" x .058" (1,5mm)	72-73 DP							A358EP-K-068E	30629502																				
	25" - cm 64	0970 00293R*	.3/8" x .058" (1,5mm)	88-73 DP							A358EP-K-072E	30629503																				
	30" - cm 76	0980 00030R*	.3/8" x .058" (1,5mm)	98-73 DP							A358LM-N-072E	30629505*																				
										A358EP-K-088E	30629504																					

(1) Non-European countries only. ● Standard cutting systems. ○ Compatible cutting systems. \* While stocks last

Supplementary chains	Pitch x gauge	N. links Type	Part code	Type	Part code	N. links Type	Part code	Type	Part code
74-22PBX								K263C-N-074E	30629517
.325" x .063" (1,6mm)						K263L-N-025REM	3063034*		
.3/8" x .063" (1,6mm)	66-75LGX		A363LM-N-100REM	3063012	A363LM-N-025REM	3063027*	A363LM-N-066E	30629511*	
	72-75LGX						A363LM-N-072E	30629507*	
.3/8" x .063" (1,6mm)	66-75D-DP		A363EP-N-100REM	3063011	A363EP-N-025REM		A363EP-N-066E	30629501*	
	72-75D-DP						A363EP-N-072E	30629506*	
.3/8" x .050" (1,3mm)	72D-DP		A350EP-N-100REM	3063007					

## Accessories for Chainsaws and Pruners - Range of shears, loppers and pruning saws



### COMFORT / UNIVERSAL models

Professional pruning shears with a curved cutting head to prevent shock loads on the wrist and designed to hold the branch steady while making the cut. Hot forged lightweight aluminium handle and anvil and blade in high carbon steel. Cutting capacity: 25 mm. Suitable for all types of cutting duties: vineyards, orchards, olive groves and gardening. Pack: carton (6 pcs.).

**COMFORT** model with ergonomic handgrip and cutting head aligned with the branch. Weight: 215 g.

**UNIVERSAL** model with specific handle for user comfort for both right-handed and left-handed operators. Weight: 210 g.



COMFORT pruning shears	<b>3063079</b>
UNIVERSAL pruning shears	<b>3063083</b>

### Models TR80 / TR80M

Model **TR80** professional loppers with curved anvil and model **TR80M** with straight anvil, with lever-assisted movement (the S-shaped tie-bar, allows lopping of larger diameter branches with reduced force and without the transmission of shock loads to the operator).

Oval section reinforced aluminium handles with ergonomic non-slip grips. Hot forged blades in high carbon steel and anvil in lightweight aluminium alloy. Length: 80 cm. Suitable for all types of cutting duties: orchards, olive groves and gardening. Pack: carton (4 pcs.).

Model **TR80** Weight: 800 g, Cutting capacity: 40 mm.

Model **TR80M** Weight: 1050 g, Cutting capacity: 45 mm.



TR80 lopper	<b>3063085</b>
TR80M lopper	<b>3063087</b>

### Models SRM18R / SRM30 / SRM35T4

Professional pruning saws with 35 cm curved blade, 18 cm straight blade, folding blade with click-lock closing system and 30 cm blade with sheath with adjustable buckle. Replaceable blades made of high carbon steel with a hard chrome coating that also provides anti-corrosion performance. Teeth ground on 3 sides with pulse-hardened tips and hollow ground finish for easier penetration and reduced friction. Ergonomic rubber-clad handle. Recommended for pruning vines and for general gardening duties.

Model **SRM18R** blade length: 18 cm, Weight: 210 g, Pack: carton (10 pcs.).

Model **SRM30** blade length: 30 cm, Weight: 240 g, Pack: carton (10 pcs.).

Model **SRM35T4** 35 cm blade, 4 m telescopic pole (extension: 250-450 cm), Weight: 1500 g.

The saw features a double blade: upper blade for cuts of up to 10 cm and the lower side to use as a stroke limiter.



SRM18R pruning saw	<b>3063042</b>
SRM30 pruning saw	<b>3063059</b>
SRM35T4 pruning saw	<b>3063055</b>
Telescopic pole	<b>3063056</b>





# Precision, safety and freedom of movement: all the ingredients of the perfect cut.

## Technology and comfort

**Efco** hedgetrimmers offer elevated performance levels thanks to the powerful and efficient engine and high quality blades. Lightweight, powerful and easy to use, these tools are perfect for tackling all types of hedges with clean and accurate cutting action, essential for the aesthetic results of the job and to protect the health of the plants. Ease of use of **Efco** hedgetrimmers is assured also by the Primer and EasyOn devices, designed to facilitate engine starting, even in cold weather conditions.



**1** High quality blades with top cutting edge ensure a clean and precise cut that will not damage vegetation. Equipped with adjustment system for adaptability to any type of foliage.

**2** Professional grade aluminium gear case, drive linkage with pinion carried in bearings and rods with rollers, combining to guarantee long life, low noise and minimal vibration.

**3** “EasyOn” system to guarantee reduced effort and speed of starting.

**4** Model with double-edged blade has 180° swivel handle for easy trimming even when working at an angle (**TG 2650 XP, TG 2800 XP**).

**5** Large paper air filter for higher filtration capacity and more effective engine protection, even in dusty conditions.

**6** Anti-vibration system utilizing 4 springs guaranteeing total isolation from the operator’s hands (**TG 2650 XP, TG 2800 XP**).

**7** On models **DS 2410 H** and **DS 2410 HL** the blade can be adjusted through 12 different positions from 0° to 180° to ensure the best working position at all times.

**8** Electric models with double safety switch on the grip for maximum operator safety.





## Guide to hedgetrimmer selection

		HOME	COUNTRYSIDE	WOODLAND	URBAN
CUTTING HEDGES WITH SMALL STEMS	Electric Hedgetrimmers	TG 605 E TG 750 E			
	Battery-powered Hedgetrimmers	TG 2000 Li-Ion			
CUTTING LARGE HEDGES WITH DENSE VEGETATION	Professional petrol engine Hedgetrimmers			TG 2650 XP TG 2800 XP TGS 2800 XP	
	Petrol engine shaft Hedgetrimmers			DS 2410 H DS 2410 HL	

## Proper maintenance of hedgetrimmer

- Check **the condition of the blade**. If excessive **wear** is evident, contact a service centre.
- After each session, **free the blade** of any debris that has collected; when clean, **spray the blade with a light coating of thin oil** to prevent rust.
- **Sharpen the blade** periodically with the special tool provided.
- **Clean the machine** regularly with a soft brush or a cloth.
- Periodically, inspect the **air and fuel filter** (models with petrol engine), and replace if necessary.
- **Clean the cylinder fins** regularly, using a brush or compressed air (models with petrol engine).
- Periodically, inspect the **spark plug**, check the **electrode gap** (0.5 mm) and verify the condition of the **exhaust silencer** (models with petrol engine).
- **Grease the speed reduction/drive mechanism** every 20 working hours.



## Electric Hedgetrimmers

Lightweight, compact and agile: the practical electric hedgetrimmers are equipped with a motor that offers performance comparable to the petrol engine models. Electric hedgetrimmers, designed to handle smaller occasional jobs with ease, are the ideal tools for amateur gardeners. Suitable for trimming and pruning medium size hedges or bushes and relatively sparse vegetation, these tools are fitted with a quiet running motor that makes them suitable for use around residential areas.



	TG 605 E	TG 750 E
Power	0.60 kW	0.70 kW
Voltage	230 V	230 V
Frequency	50 Hz	50 Hz
Type/Blade	double	double
Length/Blade	570 mm	700 mm
Pitch/Blade	30 mm	35 mm
Maximum cutting thickness	15 mm	20 mm
Sound pressure/power level	78/95.4 dB(A)	86/94.9 dB(A)
Lh/rh vibration level	2.3/2.9 m/s <sup>2</sup>	< 2.5 m/s <sup>2</sup>
Weight	3.6 Kg	4.3 Kg

## Battery-powered Hedgetrimmers

The freedom of movement resulting from the absence of a mains power cable makes battery-powered hedgetrimmers ideal for cutting hedges with small section stems, for pruning activities in the garden and for maintenance of open spaces around the home. Equipped with high-quality blades for high precision cuts that don't damage the vegetation, battery-powered hedgetrimmers also protect the operator by means of a double safety switch, while ensuring user comfort thanks to the ergonomic handle. The rugged gearbox is designed to guarantee long-lasting operation.



### TG 2000 Li-Ion

Compatible batteries	BA 2.6 Ah/BA 4 Ah
Charging time	90 min
Motor type	Brush
Blade type	double
Blade length	520 mm
Blade tooth spacing	20 mm
Runtime	50 min
Sound pressure/power level	82.7/92.2 dB(A)
Lh/rh vibration level	< 2.5 m/s <sup>2</sup>
Weight without battery	3.0 Kg

## Professional petrol engine Hedgetrimmers

The professional hedgetrimmers have all the features needed to prune very large and thickly vegetated hedges without problems. Powerful and rugged and yet still light enough to be easily manageable, these models have steel blades and an aluminium gearbox: top quality components that ensure consistently high efficiency through time.

### Accessories for TGS 2800 XP

#### Deflector

Useful for collecting foliage to ensure it doesn't remain lodged in the hedge, hindering the progress of the operator.



Single blade deflector  
5804 0150



**TG 2650 XP**



**TG 2800 XP**



**TGS 2800 XP**

Power	1.0 HP - 0.75 kW	1.0 HP - 0.75 kW	1.0 HP - 0.75 kW
Displacement	21.7 cm <sup>3</sup>	21.7 cm <sup>3</sup>	21.7 cm <sup>3</sup>
Type/Blade	double	double	single
Length/Blade	600 mm	750 mm	750 mm
Pitch/Blade	35 mm	35 mm	35 mm
Sound pressure/power level	92.8/105.3 dB(A)	92.8/105.3 dB(A)	92.9/105.3 dB(A)
Vibration level	5.9/5.2 m/s <sup>2</sup>	6.3/5.4 m/s <sup>2</sup>	6.6/8.6 m/s <sup>2</sup>
Weight	5.6 Kg	5.8 Kg	5.6 Kg

## Petrol engine shaft Hedgetrimmers

Uneven or steeply sloping terrain and hard-to-reach vegetation are no longer a problem for pruning work thanks to the shaft hedgetrimmers. The ergonomic and comfortable handles are equipped with safety switches designed to stop the tool if the operator releases it. High cutting quality is achieved thanks to the double-edge blade, adjustable through 180° with 12 intermediate positions.



**DS 2410 H**



**DS 2410 HL**

Power	1.2 HP - 0.9 kW	1.2 HP - 0.9 kW
Displacement	21.7 cm <sup>3</sup>	21.7 cm <sup>3</sup>
Type/Blade	double blade, rotatable through 12 positions from 0° to 180°	double blade, rotatable through 12 positions from 0° to 180°
Length/Blade	500 mm	500 mm
Machine overall length	1.8 m	2.4 m
Pitch/Blade	35 mm	35 mm
Sound pressure/power level	93.4/104.7 dB(A)	93.4/104.7 dB(A)
Vibration level	8.0/6.5 m/s <sup>2</sup>	8.0/6.5 m/s <sup>2</sup>
Weight	6.8 Kg	7.1 Kg

\* DS 2400 H, DS 2400 HL available while stocks last







# Cutting grass

<ul style="list-style-type: none"> <li>■ FINISHING OFF THE LAWN ON SMALL AND FLAT GROUND</li> </ul> <hr/> <ul style="list-style-type: none"> <li>■ FINISHING OFF THE LAWN ON LARGE TRACTS OF LAND</li> </ul> <hr/> <ul style="list-style-type: none"> <li>■ FINISHING OFF THE LAWN ON WIDE AND DISCORDANT TERRAIN</li> </ul> <hr/> <ul style="list-style-type: none"> <li>■ CUTTING RUSHES, CLEANING THE UNDERGROWTH</li> </ul>	<p><b>Brushcutters</b></p> <ul style="list-style-type: none"> <li>Electric Trimmers</li> <li>Battery-powered Brushcutters</li> <li>Lightweight Brushcutters</li> <li>Multifunction petrol engine Brushcutters</li> <li>4-stroke petrol engine Brushcutters</li> <li>Medium power petrol engine Brushcutters</li> <li>Professional petrol engine Brushcutters</li> <li>Backpack petrol engine Brushcutters</li> </ul>
<ul style="list-style-type: none"> <li>■ CUTTING THE GARDEN LAWN</li> </ul>	<p><b>Lawnmowers</b></p> <ul style="list-style-type: none"> <li>Electric Lawnmowers</li> <li>Battery-powered Lawnmowers</li> <li>COMFORT PLUS push-type Lawnmowers</li> <li>COMFORT PLUS self-propelled Lawnmowers</li> <li>ALLROAD PLUS 4 self-propelled Lawnmowers</li> <li>ALLROAD EXA 4 self-propelled Lawnmowers</li> <li>ALLROAD ALUMINIUM self-propelled Lawnmowers</li> <li>ALUMINIUM PRO self-propelled Lawnmowers</li> <li>MR 55 self-propelled professional Lawnmowers</li> </ul>
<ul style="list-style-type: none"> <li>■ CUTTING THE GARDEN LAWN WITH THE ROBOT LAWNMOWER</li> </ul>	<p><b>Robot lawnmowers</b></p> <ul style="list-style-type: none"> <li>Robot lawnmowers</li> </ul>
<ul style="list-style-type: none"> <li>■ TRIMMING AND MOWING GRASS, WEEDS, INVASIVE VEGETATION</li> </ul>	<p><b>Flail mowers</b></p> <ul style="list-style-type: none"> <li>Professional Flail mowers</li> </ul>
<ul style="list-style-type: none"> <li>■ CUTTING THE LAWN GRASS ON A LARGE SCALE</li> </ul>	<p><b>Garden Tractors</b></p> <ul style="list-style-type: none"> <li>Rider Mowers</li> <li>Side-discharge Garden Tractors</li> <li>Rear-discharge Garden Tractors</li> <li>Professional all-terrain Garden Tractors</li> </ul>

# Lawns, ditches, undergrowth: a perfect cut knows no obstacles.

## Technology and comfort

**Efco** has designed a brushcutter for all types of cutting and finishing work. **Efco** models are equipped with engines that deliver a high torque even at low speed. The many features of these models, including the self-lubricating bushes and ergonomic handles, ensure the maximum user comfort when working with these tools. Other aspects, such as the generous size of the clutch, the steel composition of the crankshaft or the two piston rings, make our brushcutters safe and reliable workmates that are guaranteed to endure through time. The safety devices provided make **Efco** tools suitable for both professional and home use.



**1** Forged steel crankshaft and piston with two rings: guarantees longer working life (**DS 2410, DS 2700, DS 3000, DS 3500, DS 4000, DS 4300, 8410, 8460, 8530, DS 5300, DS 5500 BOSS, STARK 3810, STARK 4410, STARK 4410 BP**).

**2** Ergonomic loop and handles: clad in soft rubber to provide an anatomic and comfortable grip of the tool in all operating conditions (**DS 2410, DS 2700, DS 3000, DS 3500, DS 3600, DS 4000, DS 4300, DS 5300, DS 5500 BOSS, DSF 5300**).

**3** The "AlwaysOn" system ensures engine starting with no kickback and a limited number of pulls (**DS 2410, DS 2700, DS 3000, DS 3500, DS 4000, DS 5300, DS 5500 BOSS, DSF 5300, STARK 3810, STARK 4410**).

**4** Adjustable anti-vibration system allowing adaptation of ergonomic machine features (handles, harness) to any height and build of operator.

**5** Filter support with anti-backflow element (Emak patent): prevents the filter from becoming fouled by fuel and guarantees longer operation between filter maintenance procedures (**DS 2410, DS 2700, DS 3000, DS 3500, 8410, DS 4000, DS 4300, DSF 4300, DS 5300, DS 5500 BOSS, DSF 5300**).

**6** User-friendly starting "EasyOn" system that ensures smooth engine pick-up with no kickback and a limited number of pulls.

**7** Models **DS 2410 D** and **DS 3000 D** characterised by lightweight engines and user comfort, can be used to drive various applications thanks to the "no tools" quick coupling system.

**8** Large size paper air filter for higher filtration capacity, guaranteeing excellent protection of the engine also in very dusty conditions (**DS 2700, DS 3000, DS 3500, DS 4000, DS 4300, DSF 4300, 8410, 8460, 8465 ERGO, 8530, 8550 BOSS, 8535 ERGO, DS 5300, DS 5500 BOSS, DSF 5300, STARK 3810, STARK 4410, STARK 4410 BP**).



## Guide to brushcutter selection

		HOME	COUNTRYSIDE	WOODLAND	URBAN
FINISHING OFF THE LAWN ON SMALL AND FLAT GROUND	Electric Trimmers	8061 / 8091			
	Battery-powered Brushcutters	DS 2000 Li-Ion			
	Lightweight Brushcutters	STARK 25 TR / STARK 2500 TR STARK 2500 S STARK 25 / STARK 2500 T DS 2410 S / DS 2410 T			DS 2410 S / DS 2410 T
FINISHING OFF THE LAWN ON LARGE TRACTS OF LAND	Multifunction petrol engine Brushcutters	DS 2410 D / DS 3000 D			
	4-stroke petrol engine Brushcutters	DS 3600 4S / DS 3600 4T			DS 3600 4S / DS 3600 4T
	Medium power petrol engine Brushcutters	STARK 3810 S / STARK 3810 T STARK 4410 S / STARK 4410 T DS 2700 S / DS 2700 T / DS 3000 S DS 3000 T / DS 3500 S / DS 3500 T			
FINISHING OFF THE LAWN ON WIDE AND DISCORDANT TERRAIN	Professional petrol engine Brushcutters	DS 4000 S / DS 4000 T / DS 4300 S / DS 4300 TL / 8410 8460 IC / 8460 / 8530 IC / 8530 / 8550 BOSS DS 5300 S / DS 5300 T / DS 5500 BOSS			
CUTTING RUSHES, CLEANING THE UNDERGROWTH	Backpack petrol engine Brushcutters	STARK 4410 BP / DSF 4300 / 8465 ERGO 8535 ERGO / DSF 5300			

## Proper maintenance of brushcutter

- Clean the **air filter** after every 10 hours of operation, replace if excessively soiled or damaged.
- Inspect the **fuel filter** periodically, replace if damaged or excessively soiled.
- Clean the **cylinder fins** by brushing, or blasting with compressed air.
- Clean the **spark plug** periodically and **check the electrode gap**.
- Check the **grease level** on the bevel drive after every 30 hours of use.
- Grease the **end of the flexible pipe** after every 20 hours of use, and the **joint of the rigid pipe** (backpack models) after every 100 hours.
- Clean the machine and the cutter assembly at the end of every job.
- Sharpen the **blade** periodically.



## Electric Trimmers

Electric trimmers are the perfect tool for clearing small plots of land, combining high performance with easy use. Ranging in power from 600 to 850W, these tools are particularly indicated for occasional jobs at home, such as tidying the lawn and finishing the edges.



Home Plus

Home Plus

8061

8091

Power	600 W	850 W
Voltage/Frequency	120-230 V/50-60 Hz	120-230 V/50-60 Hz
Tube diameter	22 mm	22 mm
Grip	single	single
Cutting components	105 mm dia. Tap&Go head with 1.65 mm dia. line	109 mm dia. Tap&Go head with 1.60 mm dia. line
Harness	optional	single
Sound pressure/power level	86/95 dB(A)	87/95 dB(A)
Lh/rh vibration level	5.4/3.1 m/s <sup>2</sup>	6.4/6.0 m/s <sup>2</sup>
Dry weight without cutting tools	3.2 Kg	3.5 Kg

## Battery-powered Brushcutters

Battery-powered brushcutters are ideal for simple, easy and quiet work in the garden. Designed for cutting grass and finishing edges, model **DS 2000 Li-Ion** is particularly versatile, thanks to its telescopic adjustment system and low weight. Battery-powered brushcutters are recommended for home users who carry out occasional jobs of short duration (battery autonomy is 30 minutes) and are looking for a safe tool that is easy to handle.

Home Plus

DS 2000 Li-Ion

Compatible batteries	BA 2.6 Ah/BA 4 Ah
Charging time	90 min
Motor type	Brush
No load motor speed	7500 rpm
Shaft diameter	25.4 mm
Handle	single
Cutting components	single 90 mm dia. line head. 1.6 mm line
Runtime	30 min
Sound pressure/power level	81/94.1 dB(A)
Lh/rh vibration level	< 2.5 m/s <sup>2</sup>
Weight without battery	2.8 Kg



## Lightweight Brushcutters

Lightweight brushcutters are recommended for tending the lawn and finishing the edges, both around the home and in larger open spaces. Our models offer different solutions and characteristics that make them suitable for all types of users, from beginners to groundcare professionals. Compactness, easy handling and power are the distinctive features of these tools, which combine high performance with the maximum comfort. The engine of **DS 2410** models has been updated in terms of performance: constant torque and power output also at low speeds for improved working capacity.

Only available  
in certain markets



	STARK 25 TR	STARK 2500 TR	STARK 2500 S	STARK 25	STARK 2500 T
Power/Displacement	1.0 HP - 0.8 kW/25.4 cm <sup>3</sup>	1.0 HP - 0.8 kW/25.4 cm <sup>3</sup>	1.0 HP - 0.8 kW/25.4 cm <sup>3</sup>	1.0 HP - 0.8 kW/25.4 cm <sup>3</sup>	1.0 HP - 0.8 kW/25.4 cm <sup>3</sup>
Tube diameter	22 mm	22 mm	26 mm	26 mm	26 mm
Grip	single	single	single	single	handlebar
Cutting components	105 mm dia. Tap&Go head with 2.00 mm dia. line	130 mm dia. Tap&Go head with 2.40 mm dia. line	130 mm dia. Tap&Go head with 2.40 mm dia. line	130 mm dia. Tap&Go head with 2.40 mm dia. line	130 mm dia. Tap&Go head with 2.40 mm dia. line 255 mm dia. disc with 3 blades
Harness	optional	optional	single	single	single
Fuel tank capacity	0.75 L	0.75 L	0.75 L	0.75 L	0.75 L
Sound pressure/power level	94/107 dB(A)	94/107 dB(A)	97/109 dB(A)	97/109 dB(A)	97/109 dB(A)
Lh/rh vibration level	7.1/10.1 m/s <sup>2</sup>	7.1/10.1 m/s <sup>2</sup>	8.4/8.1 m/s <sup>2</sup>	8.4/8.1 m/s <sup>2</sup>	3.7/4.5 m/s <sup>2</sup>
Dry weight without cutting tools	4.5 Kg	4.5 Kg	5.6 Kg	5.6 Kg	6.2 Kg



	DS 2410 S	DS 2410 T
Power/Displacement	1.2 HP - 0.9 kW/21.7 cm <sup>3</sup>	1.2 HP - 0.9 kW/21.7 cm <sup>3</sup>
Tube diameter	24 mm	24 mm
Grip	single	handlebar
Cutting components	130 mm dia. Load&Go head with 2.40 mm dia. line 255 mm dia. disc with 3 blades	130 mm dia. Load&Go head with 2.40 mm dia. line 255 mm dia. disc with 3 blades
Harness	single	single with comfort cushion
Fuel tank capacity	0.40 L	0.40 L
Sound pressure/power level	91.5/106 dB(A)	91.5/106 dB(A)
Lh/rh vibration level	4.8/4.6 m/s <sup>2</sup>	1.5/2.5 m/s <sup>2</sup>
Dry weight without cutting tools	4.5 Kg	5.2 Kg

\* DS 2400 S, DS 2400 T available while stocks last

# Multifunction petrol engine Brushcutters

As the name suggests, multifunction brushcutters have multiple uses. Designed to satisfy the demands of both private and professional users, they combine the performance of different machines in a single tool. As well as pruning bushes, they are very useful for cutting the lawn, trimming hedges and blowing away leaves or debris. Thanks to the separately purchasable applications and the no-tools quick coupling system, changing the activity in the same work session can be done simply and rapidly. The models in the catalogue are available with two engine displacements, both compatible with the same applications.



Power/Displacement	1.2 HP – 0.9 kW/21.7 cm <sup>3</sup>
Shaft arm diameter	24 mm (26 mm application side)
Handle	single
Tank capacity	0.40 L
Weight of engine unit	4.2 Kg



Power/Displacement	1.5 HP – 1.1 kW/30 cm <sup>3</sup>
Shaft arm diameter	26 mm
Handle	single
Tank capacity	0.58 L
Weight of engine unit	4.8 Kg

\* **DS 2400 D** available while stocks last



Cutting components	130 mm dia. Load&Go head with 2.40 mm dia. line 255 mm dia. disc with 3 blades
Shaft arm diameter	26 mm
Sound pressure/power level	91.5/106 dB(A)
Lh/rh vibration level	5.4/5.4 m/s <sup>2</sup>
Application weight without cutting tools	1.1 Kg



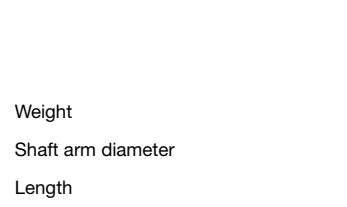
Machine overall length	1.8 m
Blade length	500 mm
Blades	adjustable through 12 positions from 0° to 180°
Blade pitch	35 mm
Shaft arm diameter	26 mm
Sound pressure/power level	93.4/104.7 dB(A)
Lh/rh vibration level	6.2/9.0 m/s <sup>2</sup>
Weight of application	2.7 Kg



Machine overall length	2.0 m
Bar length	25 cm/10"
Chain (pitch x gauge)	3/8"x .043"
Oil tank capacity	0.18 L
Shaft arm diameter	26 mm
Sound pressure/power level	91/102.5 dB(A)
Lh/rh vibration level	7.3/6.6 m/s <sup>2</sup>
Weight of application	2.0 Kg



Air flow rate	600 m <sup>3</sup> /h
Air velocity	60 m/s
Shaft arm diameter	26 mm
Sound pressure/power level	93.4/102 dB(A)
Lh/rh vibration level	3.0/2.9 m/s <sup>2</sup>
Weight of application	1.5 Kg



Weight	0.7 Kg
Shaft arm diameter	26 mm
Length	750 mm





## 4-stroke petrol engine Brushcutters

4-stroke brushcutters are sturdy and reliable, designed for work both in the garden and in rural surroundings. These tools guarantee solidity, efficiency and high performance: the 360° rotatable engine works easily in any position, with high torque even at low speeds. The aluminium shroud guarantees exceptional resistance through time, even with prolonged use.

### Maximum care for the environment:

Sharp reduction of unburnt hydrocarbons and NOx emissions.

### Maximum operating economy:

Savings of up to 50% on fuel; Ultra low oil consumption; Low maintenance and parts replacement costs.

### Superior comfort:

No two-stroke fuel mixture required; Low-noise engine, much easier on the ear; Minimal vibrations; Easy starting; Few exhaust fumes, no smell.

### High performance:

Engine tiltable through 360°; Runs smoothly in any position; High torque even at low crankshaft speeds; Aluminium recoil housing, for dependable long-term durability; 7 mm internal drive shaft offers unwavering top-level quality.



### DS 3600 4S



### DS 3600 4T

	DS 3600 4S	DS 3600 4T
Displacement	35.8 cm <sup>3</sup>	35.8 cm <sup>3</sup>
Tube diameter	26 mm	26 mm
Grip	single	handlebar
Cutting components	130 mm dia. Load&Go head with 2.40 mm dia. line 255 mm dia. disc with 3 blades	130 mm dia. Load&Go head with 2.40 mm dia. line 255 mm dia. disc with 3 blades
Harness	single	double harness with quick release
Fuel tank capacity	0.65 L	0.65 L
Sound pressure/power level	90/108 dB(A)	90/108 dB(A)
Lh/rh vibration level	3.2/6.4 m/s <sup>2</sup>	4.6/3.9 m/s <sup>2</sup>
Dry weight without cutting tools	6.7 Kg	7.0 Kg

## Medium power petrol engine Brushcutters

Medium power brushcutters are reliable and can handle the tasks of higher power machines on an occasional basis. The **STARK** models are designed to guarantee high efficiency even when used continuously and in difficult environments. The robust technological solutions adopted guarantee consistently high quality over time.

Only available  
in certain markets



**toughTech** AlwaysOn

**toughTech** AlwaysOn

### STARK 3810 S

### STARK 3810 T

Power/Displacement	1.8 HP – 1.3 kW/36.2 cm <sup>3</sup>	1.8 HP – 1.3 kW/36.2 cm <sup>3</sup>
Tube diameter	28 mm	28 mm
Grip	single	handlebar
Cutting components	130 mm dia. Load&Go head with 3.00 mm dia. line	130 mm dia. Load&Go head with 3.00 mm dia. line 255 mm dia. disc with 3 blades
Harness	single	double
Fuel tank capacity	0.75 L	0.75 L
Sound pressure/power level	99/112 dB(A)	99/112 dB(A)
Lh/rh vibration level	5.7/6.2 m/s <sup>2</sup>	3.7/5.4 m/s <sup>2</sup>
Dry weight without cutting tools	7.2 Kg	7.9 Kg



**toughTech** AlwaysOn

**toughTech** AlwaysOn

### STARK 4410 S

### STARK 4410 T

Power/Displacement	2.1 HP – 1.6 kW/40.2 cm <sup>3</sup>	2.1 HP - 1.6 kW/40.2 cm <sup>3</sup>
Tube diameter	28 mm	28 mm
Grip	single	handlebar
Cutting components	130 mm dia. Load&Go head with 3.00 mm dia. line	130 mm dia. Load&Go head with 3.00 mm dia. line 255 mm dia. disc with 3 blades
Harness	single	double
Fuel tank capacity	0.75 L	0.75 L
Sound pressure/power level	98/107 dB(A)	98/107 dB(A)
Lh/rh vibration level	6.0/5.5 m/s <sup>2</sup>	5.1/5.8 m/s <sup>2</sup>
Dry weight without cutting tools	7.3 Kg	8.0 Kg

## Medium power petrol engine Brushcutters

Models **DS 2700**, **DS 3000** and **DS 3500** are recommended for use by experts engaged in intensive and continuous work, such as gardeners carrying out finishing operations or small grass cutting jobs. High efficiency even under strain, but never impairing the high level of operator comfort and easy handling.

Only available  
in certain markets



**DS 2700 S**

**DS 2700 T**

**DS 3000 S**

Power/Displacement	1.3 HP - 1.0 kW/27 cm <sup>3</sup>	1.3 HP - 1.0 kW/27 cm <sup>3</sup>	1.5 HP - 1.1 kW/30 cm <sup>3</sup>
Tube diameter	26 mm	26 mm	26 mm
Grip	single	handlebar	single
Cutting components	130 mm dia. Load&Go line head with 2.40 mm line 255 mm dia. disc with 3 blades	130 mm dia. Load&Go line head with 2.40 mm line 255 mm dia. disc with 3 blades	130 mm dia. Load&Go line head with 2.40 mm line 255 mm dia. disc with 3 blades
Harness	single	single with comfort cushion	single
Fuel tank capacity	0.58 L	0.58 L	0.58 L
Sound pressure/power level	93.5/102.8 dB(A)	93.5/102.8 dB(A)	97.7/111.2 dB(A)
Lh/rh vibration level	5.9/5.9 m/s <sup>2</sup>	3.1/4.5 m/s <sup>2</sup>	6.3/5.4 m/s <sup>2</sup>
Dry weight without cutting tools	5.7 Kg	6.0 Kg	6.0 Kg



**DS 3000 T**

**DS 3500 S**

**DS 3500 T**

Power/Displacement	1.5 HP - 1.1 kW/30 cm <sup>3</sup>	1.9 HP - 1.4 kW/36.3 cm <sup>3</sup>	1.9 HP - 1.4 kW/36.3 cm <sup>3</sup>
Tube diameter	26 mm	26 mm	28 mm
Grip	handlebar	single	handlebar
Cutting components	130 mm dia. Load&Go line head with 2.40 mm line 255 mm dia. disc with 3 blades	130 mm dia. Load&Go line head with 3.00 mm dia. line 255 mm dia. disc with 3 blades	130 mm dia. Load&Go line head with 3.00 mm dia. line 255 mm dia. disc with 3 blades
Harness	single with comfort cushion	single	double harness with quick release
Fuel tank capacity	0.58 L	0.6 L	0.6 L
Sound pressure/power level	97.7/111.2 dB(A)	91.5/106 dB(A)	91.5/106 dB(A)
Lh/rh vibration level	4.1/4.1 m/s <sup>2</sup>	5.2/4.6 m/s <sup>2</sup>	4.4/4.4 m/s <sup>2</sup>
Dry weight without cutting tools	6.3 Kg	6.9 Kg	7.6 Kg



## Professional petrol engine Brushcutters

These tools are ideal for professionals and groundcare operators, even on extensive surface areas. Strong and sturdy, they are designed to handle intensive and continuous jobs, such as clearing rough grass, brushwood and shrubs, guaranteeing maximum constant quality over time. All models are equipped with a professional 3-tooth blade designed specifically for cutting back undergrowth. The technical features of our models ensure efficiency, high performance and maximum operator comfort in action.



	DS 4000 S	DS 4000 T	DS 4300 S
Power/Displacement	2.5 HP – 1.83 kW/44 cm <sup>3</sup>	2.5 HP – 1.83 kW/44 cm <sup>3</sup>	2.5 HP – 1.83 kW/44 cm <sup>3</sup>
Tube diameter	28 mm	28 mm	28 mm
Grip	single	handlebar	single
Cutting components	130 mm dia. Load&Go line head with 3.00 mm line 255 mm dia. disc with 3 blades	130 mm dia. Load&Go line head with 3.00 mm line 255 mm dia. disc with 3 blades	130 mm dia. Load&Go line head with 3.00 mm line 255 mm dia. disc with 3 blades
Harness	single	double professional harness	single
Fuel tank capacity	0.75 L	0.75 L	0.75 L
Sound pressure/power level	102/108 dB(A)	102/108 dB(A)	102/108 dB(A)
Lh/rh vibration level	7.4/11.4 m/s <sup>2</sup>	4.1/4.1 m/s <sup>2</sup>	7.4/11.4 m/s <sup>2</sup>
Dry weight without cutting tools	7.4 Kg	8.3 Kg	7.8 Kg

\* available from spring 2018



	DS 4300 TL	8410	8460 IC
Power/Displacement	2.5 HP – 1.83 kW/44 cm <sup>3</sup>	2.1 HP – 1.6 kW/40.2 cm <sup>3</sup>	2.5 HP - 1.8 kW/45.7 cm <sup>3</sup>
Tube diameter	28 mm	28 mm	28 mm
Grip	handlebar	handlebar	single
Cutting components	130 mm dia. Load&Go line head with 3.00 mm dia. line 255 mm dia. disc with 3 blades	130 mm dia. Load&Go line head with 3.00 mm line 255 mm dia. disc with 3 blades	130 mm dia. Load&Go head with 3.00 mm dia. line 305 mm dia. disc with 3 blades
Harness	double professional harness	double	single
Fuel tank capacity	0.75 L	0.75 L	1.50 L
Sound pressure/power level	102/108 dB(A)	98/107 dB(A)	91/104 dB(A)
Lh/rh vibration level	4.1/4.1 m/s <sup>2</sup>	3.7/5.4 m/s <sup>2</sup>	5.7/5.5 m/s <sup>2</sup>
Dry weight without cutting tools	8.5 Kg	7.9 Kg	7.4 Kg

# Professional petrol engine Brushcutters




## 8460



## 8530 IC

Power/Displacement	2.5 HP - 1.8 kW/45.7 cm <sup>3</sup>	2.8 HP - 2.1 kW/52.5 cm <sup>3</sup>
Tube diameter	32 mm	28 mm
Grip	handlebar	single
Cutting components	130 mm dia. Load&Go head with 3.00 mm dia. line 305 mm dia. disc with 3 blades	130 mm dia. Load&Go head with 3.00 mm dia. line 305 mm dia. disc with 3 blades
Harness	double professional harness	single
Fuel tank capacity	1.50 L	1.50 L
Sound pressure/power level	91/104 dB(A)	93/105 dB(A)
Lh/rh vibration level	3.7/5.4 m/s <sup>2</sup>	6.1/5.3 m/s <sup>2</sup>
Dry weight without cutting tools	8.1 Kg	7.5 Kg



## 8530



## 8550 BOSS

Power/Displacement	2.8 HP - 2.1 kW/52.5 cm <sup>3</sup>	2.8 HP - 2.1 kW/52.5 cm <sup>3</sup>
Tube diameter	32 mm	32 mm
Grip	handlebar	handlebar
Cutting components	130 mm dia. Load&Go head with 3.00 mm dia. line 305 mm dia. disc with 3 blades	160 mm dia. Tap&Go head with 3.50 mm dia. line 305 mm dia. disc with 3 blades
Harness	double professional harness	double professional harness
Fuel tank capacity	1.50 L	1.50 L
Sound pressure/power level	93/105 dB(A)	93/105 dB(A)
Lh/rh vibration level	2.6/3.7 m/s <sup>2</sup>	3.7/4.0 m/s <sup>2</sup>
Dry weight without cutting tools	8.2 Kg	8.5 Kg

## Professional petrol engine Brushcutters

Designed to meet the needs of green care professionals accustomed to tackling the toughest maintenance schedules, in terms of both intensity and of duration: clearing of extensive areas, both on flat ground and in hard to access locations, maintenance of green assets in rural areas and, more generally, clearing agricultural land. The new Euro 2 engine is designed to deliver maximum power output under any conditions and guarantee unwavering performance over time, especially during periods of continuous and heavy-duty use. The machines incorporate the very latest engineering solutions to guarantee high standards, in terms of both comfort — like the EasyOn starting system, AlwaysOn control handgrip, professional harness and Load&Go line head — and of minimal and simplified maintenance, like the paper air filter element with fuel anti-backflow device, and the engine protection grille.



### DS 5300 S



### DS 5300 T

Power/Displacement	3.3 HP - 2.4 kW/52.5 cm <sup>3</sup>	3.3 HP - 2.4 kW/52.5 cm <sup>3</sup>
Tube diameter	28 mm	32 mm
Grip	single	handlebar
Cutting components	130 mm dia. Load&Go ExtraLife head (with metal reinforcement) with 3.00 mm dia. line 300 mm dia. disc with 3 blades	130 mm dia. Load&Go ExtraLife head (with metal reinforcement) with 3.00 mm dia. line 300 mm dia. disc with 3 blades
Harness	single	double professional harness
Fuel tank capacity	1.00 L	1.00 L
Sound pressure/power level	103.5/113.6 dB(A)	103.5/113.6 dB(A)
Lh/rh vibration level	2.9/5.9 m/s <sup>2</sup>	6.0/7.1 m/s <sup>2</sup>
Dry weight without cutting tools	8.5 Kg	9.4 Kg



### DS 5500 BOSS

Power/Displacement	3.3 HP - 2.4 kW/52.5 cm <sup>3</sup>
Tube diameter	32 mm
Grip	handlebar
Cutting components	130 mm dia. Load&Go ExtraLife head (with metal reinforcement) with 3.00 mm dia. line 300 mm dia. disc with 3 blades
Harness	double professional harness
Fuel tank capacity	1.00 L
Sound pressure/power level	103.5/113.6 dB(A)
Lh/rh vibration level	3.5/5.8 m/s <sup>2</sup>
Dry weight without cutting tools	9.9 Kg





## Backpack petrol engine Brushcutters

The backpack brushcutters are designed to be carried on the shoulders like a backpack, to distribute the weight evenly. They are the ideal tool for professionals seeking a working machine that combines high performance with maximum comfort. These models use an engine housed in a frame and have a longer shaft than the other brushcutters, allowing them to be used even on terrain that is particularly inaccessible or difficult to reach. Thanks to the ergonomic backpack with height-adjustable shoulder straps and lumbar support in breathable material, the operator can enjoy unparalleled freedom for working near ditches, escarpments and undergrowth.



tough  
tech AlwaysOn

### STARK 4410 BP

sharp  
pro EasyOn AlwaysOn SRS  
D+D

### DSF 4300

sharp  
pro EasyOn SRS  
D+D

### 8465 ERGO

Power/Displacement	2.1 HP - 1.6 kW/40.2 cm <sup>3</sup>	2.5 HP - 1.83 kW/44 cm <sup>3</sup>	2.5 HP - 1.8 kW/45.7 cm <sup>3</sup>
Tube diameter	26 mm	26 mm	26 mm
Grip	single	single	single
Cutting components	130 mm dia. Load&Go head with 3.00 mm dia. line 255 mm dia. disc with 3 blades	130 mm dia. Load&Go line head with 3.00 mm line 255 mm dia. disc with 3 blades	130 mm dia. Load&Go head with 3.00 mm dia. line 255 mm dia. disc with 3 blades
Harness	double integrated with backpack	double professional integrated with backpack	double professional integrated with backpack
Fuel tank capacity	0.75 L	0.75 L	1.50 L
Sound pressure/power level	96.5/107 dB(A)	100/109 dB(A)	91/104 dB(A)
Lh/rh vibration level	1.7/2.1 m/s <sup>2</sup>	2.6/2.1 m/s <sup>2</sup>	2.5/3.1 m/s <sup>2</sup>
Dry weight without cutting tools	9.5 Kg	9.4 Kg	10.8 Kg



sharp  
pro EasyOn SRS  
D+D

### 8535 ERGO

sharp  
pro EasyOn AlwaysOn SRS  
D+D

### DSF 5300

Power/Displacement	2.8 HP - 2.1 kW/52.5 cm <sup>3</sup>	3.3 HP - 2.4 kW/52.5 cm <sup>3</sup>
Tube diameter	26 mm	26 mm
Grip	single	single
Cutting components	130 mm dia. Load&Go head with 3.00 mm dia. line 255 mm dia. disc with 3 blades	130 mm dia. Load&Go head (with metal reinforcement) with 3.00 mm dia. line 255 mm dia. disc with 3 blades
Harness	double professional integrated with backpack	double professional integrated with backpack
Fuel tank capacity	1.50 L	1.00 L
Sound pressure/power level	93/105 dB(A)	103.4/113.1 dB(A)
Lh/rh vibration level	2.5/3.1 m/s <sup>2</sup>	2.1/3.4 m/s <sup>2</sup>
Dry weight without cutting tools	11.0 Kg	12.3 Kg

## Additional tools for Brushcutters - Pruner / Adjustable hedgetrimmers



### Pruner EP 90

Adaptable to models **STARK 25** and **STARK 2500**. Same characteristics as model **EP 100**.

Product number **6306 9002C**

EP 90



### Pruner EP 100

Implement for brushcutters with shaft diameter of 24 mm, 26 mm (excluding models **STARK 25** and **STARK 2500**) and 28 mm. Extremely easy and quick to fit, with no tools required: replaces the cutting head. The automatic oil pump mounted on the cutting implement ensures that an ideal flow is delivered to bar and chain at all times. The special profile of the fine, lightweight chain is designed to protect against the effects of kickback, thus offering maximum operator safety.

Product number **6306 9001E**

EP 100



### Pruner EP 120

Professional model for intensive use, available with 10" guide bar and chain, adaptable to brushcutters with shaft arm diameter of 26 mm\* (except for models **STARK 25** and **STARK 2500**).

Product number for version with 10" bar **6309 0033B**

\* In order to use the attachment on **DS 3200** models it is necessary to replace flexible coupling shaft p/n **6128 0064AR**, with rigid adapter p/n **6128 0104** (can be ordered individually).

EP 120



### Swivel hedgetrimmers

Compatible with rigid and backpack brushcutters with shaft arm diameter 26 mm (excluding models **STARK 25** and **STARK 2500**).

Model EH 50 (48 cm blade) is particularly suitable for hedge maintenance and can rotate through 270° with numerous fixed positions in between. Also available for pruner **PXT 2710**.

Model EH 25 (25 cm blade) is designed for cutting grass and tidying flowerbeds. Furthermore, the special blade locking device means that it can be folded over the arm, thus keeping overall dimensions to a minimum. Also available for pruner **PXT 2710**.

Model EH 48 is applicable to brushcutter **DS 2410**.

EH 25 p/n **5805 9005B\*** for shafts Ø 26 mm can be fitted to **DS 3200** model with adapter p/n **6128 0104**

EH 48 p/n **5805 9012A** for shafts Ø 24 mm can be fitted to **DS 2800** model with adapter p/n **6128 0095**

EH 50 p/n **5805 9001B** for shafts Ø 26 mm can be fitted to **DS 3200** model with adapter p/n **6128 0104**

EH 25



EH 48 - EH 50



\* available while stocks last.

# Additional tools for Brushcutters - Pruner / Adjustable hedgetrimmers









Machines	Shaft arm outer-Ø	Bevel gear Ø	Pruner			Swivel hedgetrimmers		
			EP 90	EP 100	EP 120	EH 25	EH 48	EH 50
8061	22	M8 male						
8091	22	M8 male						
STARK 25 TR / STARK 2500 TR	22	M8 male						
STARK 2500 S	26	M8 female	○					
STARK 25 / STARK 2500 T	26	M8 female	○					
STARK 3810 S	28	M10 male		○				
STARK 3810 T	28	M10 male		○				
STARK 4410 S	28	M10 male		○				
STARK 4410 T	28	M10 male		○				
STARK 4410 BP	26	M10 male		○	○	○		○
DS 2410 S	24	M10 male		○			○	
DS 2410 T	24	M10 male		○			○	
DS 2700 S	26	M10 male		○	○	○		○
DS 2700 T	26	M10 male		○	○	○		○
DS 3000 S	26	M10 male		○	○	○		○
DS 3000 T	26	M10 male		○	○	○		○
DS 2410 D	24	M10 male		○			○	
DS 3000 D	26	M10 male		○	○	○		○
DS 3500 S	26	M10 male		○	○	○		○
DS 3500 T	28	M10 male		○				
DS 4000 S	28	M10 male		○				
DS 4000 T	28	M10 male		○				
DS 4300 S	28	M10 male		○				
DS 4300 TL	28	M10 male		○				
8410	28	M10 male		○				
8460 IC	28	M10 male		○				
8460	32	M10 male						
8530 IC	28	M10 male		○				
8530	32	M10 male						
8550 BOSS	32	M10 male						
DS 5300 S	28	M10 male		○				
DS 5300 T	32	M10 male						
DS 5500 BOSS	32	M10 male						
DSF 4300	26	M10 male		○	○	○		○
8465 ERGO	26	M10 male		○	○	○		○
8535 ERGO	26	M10 male		○	○	○		○
DSF 5300	26	M10 male		○	○	○		○
DS 3600 4S	26	M10 male		○	○	○		○
DS 3600 4T	26	M10 male		○	○	○		○
<b>DISCONTINUED MODELS</b>								
8100	22	M8 male						
STARK 25 IC	26	M8 female	○					
STARK 38 IC / 3800 S	28	M10 male		○				
STARK 38 / 3800 T	28	M10 male		○				
STARK 44 IC / 4400 S	28	M10 male		○				
STARK 44 / 4400 T	28	M10 male		○				
STARK 42 BP / 4400 BP	26	M10 male		○	○	○		○
DS 220 S / DS 2200 S	24	M10 male						
DS 220 T / DS 2200 T	24	M10 male						
DS 240 S / DS 2400 S	24	M10 male		○			○	
DS 240 T / DS 2400 T	24	M10 male		○			○	
DS 2400 D	24	M10 male		○			○	
DS 4310 S	28	M10 male		○				
DS 4310 T	28	M10 male		○				
DSF 4310	26	M10 male		○	○	○		○

○ compatible tools



# Accessories for Brushcutters - Line heads



	Tap&Go with 2 nylon lines				
					
Part number	<b>6001 2020A</b> Ø 105 mm, M8x1.25 left hand female shaft thread, anti-clockwise rotation	<b>6106 2023A</b> Ø 105 mm, M8x1.25 left hand female shaft thread, anti-clockwise rotation	<b>6302 9008A</b> Ø 105 mm, M8x1.25 left hand male shaft thread, anti-clockwise rotation	<b>6308 0011A</b> Ø 109 mm, M8x1.25 left hand female shaft thread, anti-clockwise rotation	<b>4199 040CR</b> Ø 130 mm, M8x1.25 left hand female shaft thread, anti-clockwise rotation
				Reel and line <b>6308 0012R</b>	Reel and line <b>4199 045R</b>
line diameter	<b>1.65 mm</b>	<b>2.00 mm</b>	<b>2.00 mm</b>	<b>1.60 mm</b>	<b>2.00 mm</b>
8061	●				
8091	○			●	
STARK 25 TR / STARK 2500 TR		●			
STARK 2500 S			○		
STARK 25 / STARK 2500 T			○		
STARK 3810 S					
STARK 3810 T					
STARK 4410 S					
STARK 4410 T					
STARK 4410 BP					
DS 2410 S					
DS 2410 T					
DS 2700 S					
DS 2700 T					
DS 3000 S					
DS 3000 T					
DS 2410 D					
DS 3000 D					
DS 3500 S					
DS 3500 T					
DS 4000 S					
DS 4000 T					
DS 4300 S					
DS 4300 TL					
8410					
8460 IC					
8460					
8530 IC					
8530					
8550 BOSS					
DS 5300 S					
DS 5300 T					
DS 5500 BOSS					
DSF 4300					
8465 ERGO					
8535 ERGO					
DSF 5300					
DS 3600 4S					
DS 3600 4T					
<b>DISCONTINUED MODELS</b>					
8100					●
STARK 25 IC			○		
STARK 38 IC / 3800 S					
STARK 38 / 3800 T					
STARK 44 IC / 4400 S					
STARK 44 / 4400 T					
STARK 42 BP / 4400 BP					
DS 220 S / DS 2200 S					
DS 220 T / DS 2200 T					
DS 240 S / DS 2400 S					
DS 240 T / DS 2400 T					
DS 2400 D					
DS 4310 S					
DS 4310 T					
DSF 4310					

● standard equipment ○ compatible tools



# Accessories for Brushcutters - Line heads

	Tap&Go with 2 nylon lines					
Part number	<b>6301 9022</b> Ø 130 mm, M8x1.25 left hand male shaft thread, anti-clockwise rotation	<b>6301 9020</b> Ø 130 mm, M10x1.25 left hand female shaft thread, anti-clockwise rotation	<b>6301 9016</b> Ø 130 mm, M8x1.25 left hand male shaft thread, anti-clockwise rotation	<b>6301 9018</b> Ø 130 mm, M10x1.25 left hand female shaft thread, anti-clockwise rotation	<b>6301 9008A</b> Ø 130 mm, with universal mount	<b>6111 2061A</b> Ø 160 mm, M10x1.25 left hand female shaft thread, anti-clockwise rotation
	Reel without line <b>4199 052</b>					Reel and line <b>6303 2003BR</b>
line diameter	<b>2.40 mm</b>	<b>2.40 mm</b>	<b>3.00 mm</b>	<b>3.00 mm</b>	<b>2.40 mm</b>	<b>3.50 mm</b>
8061						
8091						
STARK 25 TR / STARK 2500 TR						
STARK 2500 S	●				○	
STARK 25 / STARK 2500 T	●				○	
STARK 3810 S				○		
STARK 3810 T				○		
STARK 4410 S				○		
STARK 4410 T				○	○	
STARK 4410 BP				○	○	
DS 2410 S						
DS 2410 T						
DS 2700 S		○			○	
DS 2700 T		○			○	
DS 3000 S		○			○	
DS 3000 T		○			○	
DS 2410 D		○			○	
DS 3000 D		○			○	
DS 3500 S				○	○	○
DS 3500 T				○	○	○
DS 4000 S						
DS 4000 T						
DS 4300 S				○	○	○
DS 4300 TL				○	○	○
8410				○	○	○
8460 IC				●	○	
8460				●	○	○
8530 IC				○	○	
8530				○	○	○
8550 BOSS				○	○	●
DS 5300 S				○	○	
DS 5300 T				○	○	○
DS 5500 BOSS				○	○	●
DSF 4300				○	○	○
8465 ERGO				●	○	
8535 ERGO				○	○	
DSF 5300				○	○	
DS 3600 4S		○			○	
DS 3600 4T		○			○	
<b>DISCONTINUED MODELS</b>						
8100						
STARK 25 IC	●				○	
STARK 38 IC / 3800 S				○		
STARK 38 / 3800 T				○		
STARK 44 IC / 4400 S				○		
STARK 44 / 4400 T				○	○	
STARK 42 BP / 4400 BP				○	○	
DS 220 S / DS 2200 S						
DS 220 T / DS 2200 T						
DS 240 S / DS 2400 S						
DS 240 T / DS 2400 T						
DS 2400 D		○			○	
DS 4310 S				○	○	○
DS 4310 T				○	○	○
DSF 4310				○	○	○

● standard equipment ○ compatible tools

# Accessories for Brushcutters - Line heads



**Speed&Go:** the revolutionary system that allows you to refill with line in just **10 seconds** a world first, revolutionary in terms of convenience, speed and ease of filling: 5 times less than normal line heads.

- **Simple:** the head can be refilled using a ready-to-use pre-wound line disk featuring easy opening without using tools
- **Versatile:** thanks to the adapters kit the Speed&Go line head can be fitted to any brushcutter on the market
- **Effective:** constantly perfect cutting performance thanks to the innovative nylon line cross section and material
- **Compact:** 130 mm diameter, with low profile knob; each disk assures the maximum refill capacity in terms of line length
- **Strong:** moulded fibreglass reinforced copolymer body for exceptional impact strength and wear resistance, even in the most demanding conditions
- **Recommended:** for brushcutters from 20 to 40 cc

**The pack contains:**

- Speed&Go head
- Line disk M (Ø 2.4 mm)
- Adapter M10x1.25 lh female thread

**Technical specifications:**

- Speed&Go easy line refilling system
- Tap&Go line feed system
- Replaceable aluminium eyelets
- Replaceable low profile cap
- Fibreglass reinforced structure

## Just 10 seconds and 3 simple steps to refill

1	2	3
<p><b>Open with a click...</b> by pressing the two side tabs - with no need for tools.</p>	<p><b>Insert the disk...</b> on the aluminium plate and feed the two line ends through the eyelets.</p>	<p><b>Close!</b> by realigning the two halves and gently pressing them together <b>&amp; GO...</b></p>

**The innovative disk type refilling system is available in 2 sizes:**

- M: Ø 2.4 mm / .095" (7 m / 275" of line)
- L: Ø 3.0 mm / .118" (5.5 m / 216" of line)



	Head	Part code	Line		Refill	Part code
	Ø 130 mm	<b>6313 9002</b>	Ø 2.4 mm		3 pcs Ø 2.4 mm – M line	<b>63040300</b>
					10 pcs Ø 2.4 mm – M line	<b>63040302</b>
					3 pcs Ø 3.0 mm – L line	<b>63040301</b>
					10 pcs Ø 3.0 mm – L line	<b>63040303</b>



# Accessories for Brushcutters - Line heads



## New **LOAD&GO**



The smart line head: **twenty** seconds to refill,  
**zero** tools required, **zero** difficulties encountered.

The new **Load&Go** line head is just the way you wanted it: even easier to fill and with longer life thanks to the new more robust cap. Extra life available with the optional metal reinforced cap. The result of careful research into the needs of users worldwide. Practical, reliable, rugged. Easy to use and install, always ready for work, resistant to impact, wear and vibration. Can be refilled with a few simple gestures without even getting your hands dirty. Equipped with the **Tap&Go** line release system for uninterrupted working. Suitable for all types of brushcutter for both home and professional use.

The pack contains	Ø 110 mm	Ø 130 mm	Ø 130 mm	Technical specifications:
Load&Go head	•	•	•	- <b>Load&amp;Go</b> easy line refilling system
2.4 mm line	Greenline	Greenline	○	- <b>Tap&amp;Go</b> line feed system
3.0 mm line	-	Greenline	First	- Interchangeable reinforced aluminium eyelets
M10x1.25 adapter, lh female thread	•	•	•	- Reinforced cap with hex socket*
Plastic knob	•	•	○	- Reinforced plastic body
Metal knob	-	○	•	

• standard equipment ○ compatible tools

### Just 20 seconds and 3 simple steps to refill



#### Load....

align the eyelets. Insert the line in the head through one eyelet and feed it out through the opposite one until obtaining two tails of identical length.



#### &...

turn the profiled knob counter-clockwise.



#### Go!

the head is now ready for use.



\* When line thickness and length call for more effort to rewind the line.

Insert the spark plug wrench into the corresponding hex socket.

Turn clockwise.

Ø 110 mm	Knob	Code	Line	Standard adapters	Minimum quantity	Engine
	Plastic	<b>6310 9001</b>	Ø 2.4 mm	M10x1.25 lh female thread	20	20 – 30 cc
<b>Spare parts available</b>						
	Knob	<b>6310 0007R</b>	-	-	5	
	Reel without line	<b>6310 0020R</b>	-	-	1	

Ø 130 mm	Knob	Code	Line	Standard adapters	Minimum quantity	Engine
	Plastic	<b>6312 9007</b>	Ø 2.4 mm + Ø 3.0 mm	M10x1.25 lh female thread	20	20 – 55 cc
	Metal	<b>6312 9014</b>	Ø 3.0 mm	M10x1.25 lh female thread	20	30 – 55 cc
<b>Spare parts available</b>						
	Knob	<b>6312 0007AR</b>	-	-	5	
	Reel without line	<b>6312 0020AR</b>	-	-	1	
	Reinforced knob	<b>6312 0030AR</b>	-	-	5	

## Accessories for Brushcutters - Line heads



### Adapters kit for Speed&Go and Load&Go line heads

The case contains 120 adapters (12 type of insert, different in terms of drive pin characteristics and thread pitch). The compatibility table allows fast identification of the type of line head adapter required in accordance with the make and model of brushcutter, guaranteeing total compatibility with the majority of models produced by the various makers and present on the world market. Dealers can re-order the most popular part codes with a minimum quantity of 10 items.

		Adapters kit	Part code	
		Complete kit of 12 adapters compatible with our competitors' models	<b>6312 0021B</b>	
<b>Spare parts available</b>				
		Standard adapters	Part code	Minimum quantity
		M8x1,25LHF	<b>6312 0046</b>	10
		M10x1LHF	<b>6312 0047</b>	10
		M10x1,5LHF	<b>6312 0050</b>	10
		M12x1,25LHF	<b>6312 0051</b>	10
		M12x1,5LHF	<b>6312 0052</b>	10
		M10x1,25LHM	<b>6312 0048</b>	10
		M10x1,5LHM	<b>6312 0049</b>	10
		M7x1LHM	<b>6312 0045</b>	10
		3/8-24FLHF	<b>6312 0054</b>	10
		M12x1,75LHF	<b>6312 0053</b>	10
		M14x1,5LHF	<b>6312 0055</b>	10
		M8x1,25LHM	<b>6312 0042R</b>	10
<b>Available without case in 10-piece kits:</b>				
		M8x1,25LHM	<b>6312 0042R</b>	10
		M10x1,25LHF	<b>6312 0041R</b>	10



# Accessories for Brushcutters - Line heads






	Speed&Go		Load&Go with plastic cap, metal knob and rapid line refill system				Universal multi-line with 4 and 8 lines	
Part number	6313 9002		6310 9001	6312 9007	6312 9014	6311 9003	4180 057	
	Ø 130 mm, M10x1.25 left hand female shaft thread, anti-clockwise rotation		Ø 110 mm, M10x1.25 left hand female shaft thread, anti-clockwise rotation	Ø 130 mm, plastic knob, 1 left hand female shaft thread M10x1.25 insert, Ø 2.40 and 3.00 mm line, anti-clockwise rotation	Ø 130 mm, metal knob, 1 left hand female shaft thread M10x1.25 insert, Ø 3.00 mm line, anti-clockwise rotation	Ø 4.7"/120 mm, 4 lines Platin-Cut, 20-25.4 mm bore "MultiLine Pro Head" in aluminium	Ø 3.15"/80 mm, 8 four-lobed trimmer lines 20-25.4 mm hole "superpro" aluminium	
			Reel without line	Reel without line	Reel without line			
	6304 0300	6304 0301	6310 0020R	6312 0020AR	6312 0020AR	4180 965C		
	10 M refills	10 L refills	Plastic knob	Plastic knob	Plastic knob			
	6304 0302	6304 0303	6310 0007R	6312 0007AR	6312 0007AR			
				Optional metal knob	Standard metal knob			
				6312 0030AR	6312 0030AR			
line diameter	2.40 mm	3.00 mm	2.40 mm	2.40 mm	3.00 mm	3.00 mm	3.50 mm	3.00 mm
8061								
8091								
STARK 25 TR / STARK 2500 TR								
STARK 2500 S	○			○				
STARK 25 / STARK 2500 T	○			○				
STARK 3810 S	○	○			●	○	○	○
STARK 3810 T	○	○			●	○	○	○
STARK 4410 S		○			●	○	○	○
STARK 4410 T		○			●	○	○	○
STARK 4410 BP		○			●	○	○	○
DS 2410 S	○			●				
DS 2410 T	○			●				
DS 2700 S	○		○	●				
DS 2700 T	○		○	●				
DS 3000 S	○		○	●				
DS 3000 T	○		○	●			○	○
DS 2410 D	○		●	○				
DS 3000 D	○		○	●				
DS 3500 S	○	○		○	●	○	○	○
DS 3500 T	○	○		○	●	○	○	○
DS 4000 S					●			
DS 4000 T					●			
DS 4300 S		○		○	●	○	○	○
DS 4300 TL		○		○	●	○	○	○
8410		○		○	●	○	○	○
8460 IC					●	○	○	○
8460					●	○	○	○
8530 IC					●	○	○	○
8530					●	○	○	○
8550 BOSS					○	○	○	○
DS 5300 S					○	●	○	○
DS 5300 T					○	●	○	○
DS 5500 BOSS					○	○	○	○
DSF 4300		○		○	●	○	○	○
8465 ERGO					●	○	○	○
8535 ERGO					●	○	○	○
DSF 5300					●	○	○	○
DS 3600 4S	○			●	○	○		
DS 3600 4T	○			●	○	○		
<b>DISCONTINUED MODELS</b>								
8100								
STARK 25 IC	○			○				
STARK 38 IC / 3800 S	○	○			●	○	○	○
STARK 38 / 3800 T	○	○			●	○	○	○
STARK 44 IC / 4400 S		○			●	○	○	○
STARK 44 / 4400 T		○			●	○	○	○
STARK 42 BP / 4400 BP		○			●	○	○	○
DS 220 S / DS 2200 S			●					
DS 220 T / DS 2200 T			●					
DS 240 S / DS 2400 S	○			●				
DS 240 T / DS 2400 T	○			●				
DS 2400 D	○		●	○				
DS 4310 S		○		○	●	○	○	○
DS 4310 T		○		○	●	○	○	○
DSF 4310		○		○	●	○	○	○

● standard equipment ○ compatible tools



## Accessories for Brushcutters - Blades








	Special steel blades for grass cutting		3-tooth blades in special steel		Fixed 3-tooth steel blade
					
Part number	4095 567AR	4095 675AR	4095 637AR	4095 638AR	4095 643
	Ø 10"/255 mm, thickness 1.6 mm, bore 25.4 mm	Ø 12"/305 mm, thickness 2.5 mm, bore 25.4 mm	Ø 9"/230 mm, thickness 1.4 mm, bore 25.4 mm	Ø 10"/255 mm, thickness 1.4 mm, bore 25.4 mm	Ø 10"/255 mm, thickness 1.4 mm, bore 25.4 mm
8061					
8091					
STARK 25 TR / STARK 2500 TR					
STARK 2500 S			○	○	
STARK 25 / STARK 2500 T			○	○	
STARK 3810 S					
STARK 3810 T					
STARK 4410 S					
STARK 4410 T		○		○	○
STARK 4410 BP	○			○	○
DS 2410 S					
DS 2410 T					
DS 2700 S			○	○	
DS 2700 T			○	○	
DS 3000 S	○			○	○
DS 3000 T	○			○	○
DS 2410 D					
DS 3000 D	○			○	○
DS 3500 S	○			○	○
DS 3500 T	○			○	○
DS 4000 S				○	○
DS 4000 T		○		○	○
DS 4300 S				○	○
DS 4300 TL		○		○	○
8410		○		○	○
8460 IC		○		○	○
8460		○		○	○
8530 IC		○		○	○
8530		○		○	○
8550 BOSS		○		○	○
DS 5300 S		○		○	○
DS 5300 T		○		○	○
DS 5500 BOSS		○		○	○
DSF 4300		○		○	○
8465 ERGO		○		○	○
8535 ERGO		○		○	○
DSF 5300		○		○	○
DS 3600 4S	○			○	○
DS 3600 4T	○			○	○
<b>DISCONTINUED MODELS</b>					
8100					
STARK 25 IC			○	○	
STARK 38 IC / 3800 S					
STARK 38 / 3800 T					
STARK 44 IC / 4400 S					
STARK 44 / 4400 T		○		○	○
STARK 42 BP / 4400 BP	○			○	○
DS 220 S / DS 2200 S					
DS 220 T / DS 2200 T					
DS 240 S / DS 2400 S					
DS 240 T / DS 2400 T					
DS 2400 D					
DS 4310 S				○	○
DS 4310 T		○		○	○
DSF 4310		○		○	○

• standard equipment ○ compatible tools








# Accessories for Brushcutters - Blades

	3-tooth blades in tempered steel		4-tooth blades in tempered steel		
					
Part number	4095 673BR	4095 674AR	4095 681R	4095 568AR	4095 563AR
	Ø 10"/255 mm, thickness 1.8 mm, bore 25.4 mm	Ø 12"/305 mm, thickness 2.4 mm, bore 25.4 mm	8"/200 mm dia., thickness 2.0 mm, bore 25.4 mm	Ø 9"/230 mm, thickness 1.4 mm, bore 25.4 mm	Ø 10"/255 mm, thickness 1.4 mm, bore 25.4 mm
8061					
8091					
STARK 25 TR / STARK 2500 TR					
STARK 2500 S	○	○	○	○	○
STARK 25 / STARK 2500 T	●	○	○	○	○
STARK 3810 S	○				
STARK 3810 T	●				
STARK 4410 S	●				
STARK 4410 T	●	○			○
STARK 4410 BP	●	○			○
DS 2410 S	●		○	○	○
DS 2410 T	●		○	○	○
DS 2700 S	●	○		○	○
DS 2700 T	●	○		○	○
DS 3000 S	●	○		○	○
DS 3000 T	●	○		○	○
DS 2410 D	●				
DS 3000 D	●	○		○	○
DS 3500 S	●	○			○
DS 3500 T	●	○			○
DS 4000 S	●	○			○
DS 4000 T	●	○			○
DS 4300 S	●	○			○
DS 4300 TL	●	○			○
8410	●	○			○
8460 IC		○			○
8460		○			○
8530 IC		○			○
8530		○			○
8550 BOSS		○			○
DS 5300 S		○			○
DS 5300 T		○			○
DS 5500 BOSS		○			○
DSF 4300	●	○			○
8465 ERGO	●	○			○
8535 ERGO	●	○			○
DSF 5300	●	○			○
DS 3600 4S	●	○			○
DS 3600 4T	●	○			○
<b>DISCONTINUED MODELS</b>					
8100					
STARK 25 IC	○	○	○	○	○
STARK 38 IC / 3800 S	○				
STARK 38 / 3800 T	●				
STARK 44 IC / 4400 S	●				
STARK 44 / 4400 T	●	○			○
STARK 42 BP / 4400 BP	●	○			○
DS 220 S / DS 2200 S			○		
DS 220 T / DS 2200 T			○		
DS 240 S / DS 2400 S	●		○	○	○
DS 240 T / DS 2400 T	●		○	○	○
DS 2400 D	●				
DS 4310 S	●	○			○
DS 4310 T	●	○			○
DSF 4310	●	○			○

● standard equipment ○ compatible tools

## Accessories for Brushcutters - Blades



	8-tooth blades in tempered steel		22-tooth blades in tempered steel	60-tooth blades in tempered steel	
					
Part number	4095 565AR	4095 065AR	4095 666AR	4095 636AR	4095 635AR
	Ø 9"/230 mm, thickness 1.4 mm, bore 25.4 mm	Ø 10"/255 mm, thickness 1.4 mm, bore 25.4 mm	Ø 8"/200 mm, thickness 1.6 mm, bore 25.4 mm	Ø 9"/230 mm, thickness 1.4 mm, bore 25.4 mm	Ø 10"/255 mm, thickness 1.4 mm, bore 25.4 mm
8061					
8091					
STARK 25 TR / STARK 2500 TR					
STARK 2500 S	○				
STARK 25 / STARK 2500 T	○				
STARK 3810 S					
STARK 3810 T					
STARK 4410 S					
STARK 4410 T	○	○	○		○
STARK 4410 BP					○
DS 2410 S		○			
DS 2410 T		○			
DS 2700 S	○				
DS 2700 T	○				
DS 3000 S	○	○			
DS 3000 T	○	○			
DS 2410 D					
DS 3000 D	○	○			
DS 3500 S	○	○			○
DS 3500 T	○	○			○
DS 4000 S	○	○	○		○
DS 4000 T	○	○	○		○
DS 4300 S	○	○	○		○
DS 4300 TL	○	○	○		○
8410	○	○	○		○
8460 IC		○	○		
8460		○	○		
8530 IC		○	○		
8530		○	○		
8550 BOSS		○	○		
DS 5300 S		○	○		
DS 5300 T		○	○		
DS 5500 BOSS		○	○		
DSF 4300		○			
8465 ERGO		○	○		
8535 ERGO		○			
DSF 5300		○			
DS 3600 4S	○	○			○
DS 3600 4T	○	○			○
<b>DISCONTINUED MODELS</b>					
8100					
STARK 25 IC	○				
STARK 38 IC / 3800 S					
STARK 38 / 3800 T					
STARK 44 IC / 4400 S					
STARK 44 / 4400 T	○	○	○		○
STARK 42 BP / 4400 BP					○
DS 220 S / DS 2200 S	○				
DS 220 T / DS 2200 T	○				
DS 240 S / DS 2400 S		○			
DS 240 T / DS 2400 T		○			
DS 2400 D					
DS 4310 S	○	○	○		○
DS 4310 T	○	○	○		○
DSF 4310		○			

● standard equipment ○ compatible tools





# Accessories for Brushcutters - Blades

	80-tooth blades in tempered steel		3-tooth brush blades in tempered steel		Shredder blades with 2 curved teeth in special steel
Part number	4095 564AR	4095 066AR	4095 641AR	4095 665AR	4095 677AR
	Ø 9"/230 mm, thickness 1.4 mm, bore 25.4 mm	Ø 10"/255 mm, thickness 1.4 mm, bore 25.4 mm	Ø 10"/255 mm, thickness 3.0 mm, bore 25.4 mm	Ø 12"/305 mm, thickness 3.0 mm, bore 25.4 mm	Ø 12"/305 mm, thickness 3.0 mm, bore 25.4 mm
8061					
8091					
STARK 25 TR / STARK 2500 TR					
STARK 2500 S					
STARK 25 / STARK 2500 T					
STARK 3810 S					
STARK 3810 T					
STARK 4410 S					
STARK 4410 T		○	○		
STARK 4410 BP		○	○	○	
DS 2410 S					
DS 2410 T					
DS 2700 S					
DS 2700 T					
DS 3000 S			○		
DS 3000 T			○		
DS 2410 D					
DS 3000 D			○		
DS 3500 S		○	○		
DS 3500 T		○	○		
DS 4000 S		○	○		
DS 4000 T		○	○	○	○
DS 4300 S		○	○		
DS 4300 TL		○	○	○	○
8410		○	○	○	○
8460 IC		○	○	●	○
8460		○	○	●	○
8530 IC		○	○	●	○
8530		○	○	●	○
8550 BOSS		○	○	●	○
DS 5300 S		○	○	●	○
DS 5300 T		○	○	●	○
DS 5500 BOSS		○	○	●	○
DSF 4300		○	○	○	○
8465 ERGO		○	○	○	○
8535 ERGO		○	○	○	○
DSF 5300		○	○	○	○
DS 3600 4S		○	○		
DS 3600 4T		○	○		
<b>DISCONTINUED MODELS</b>					
8100					
STARK 25 IC					
STARK 38 IC / 3800 S					
STARK 38 / 3800 T					
STARK 44 IC / 4400 S					
STARK 44 / 4400 T		○	○		
STARK 42 BP / 4400 BP		○	○	○	
DS 220 S / DS 2200 S					
DS 220 T / DS 2200 T					
DS 240 S / DS 2400 S					
DS 240 T / DS 2400 T					
DS 2400 D					
DS 4310 S		○	○		
DS 4310 T		○	○	○	○
DSF 4310		○	○	○	○

● standard equipment ○ compatible tools

# Accessories for Brushcutters - Guards



Part number	Plastic guards								Metal guards	
	For 600 W electric trimmer	For 850 W/1000 W electric trimmer	For petrol engine trimmer STARK TR series	For DS 2200/2400 series brushcutters	For brushcutters 8250 Ergo series	For brushcutters STARK series	For brushcutters series 38/46/53 cc	For brushcutters series 25/30/34/38 cc	Ø 200 metal guard for 22-tooth blade	Ø 255 metal guard for 60/80-tooth blade
8061	•									
8091		•								
STARK 25 TR / STARK 2500 TR			•							
STARK 2500 S						•				
STARK 25 / STARK 2500 T						•				
STARK 3810 S							○	•		○
STARK 3810 T							○	•		○
STARK 4410 S							○	•		○
STARK 4410 T							○	•		○
STARK 4410 BP								•		○
DS 2410 S				•						
DS 2410 T				•						
DS 2700 S				○	•					
DS 2700 T				○	•					
DS 3000 S								•		
DS 3000 T								•		
DS 2410 D				•						
DS 3000 D				•				•		
DS 3500 S							•			○
DS 3500 T							•			○
DS 4000 S							•		○	○
DS 4000 T							•		○	○
DS 4300 S							•		○	○
DS 4300 TL							•		○	○
8410							•		○	○
8460 IC							•		○	○
8460							•		○	○
8530 IC							•		○	○
8530							•		○	○
8550 BOSS							•		○	○
DS 5300 S							•		○	○
DS 5300 T							•		○	○
DS 5500 BOSS							•		○	○
DSF 4300								•		○
8465 ERGO								•		○
8535 ERGO								•		○
DSF 5300								•		○
DS 3600 4S							•			○
DS 3600 4T							•			○
<b>DISCONTINUED MODELS</b>										
8100		•								
STARK 25 IC						•				
STARK 38 IC / 3800 S							○	•		○
STARK 38 / 3800 T							○	•		○
STARK 44 IC / 4400 S							○	•		○
STARK 44 / 4400 T							○	•		○
STARK 42 BP / 4400 BP								•		○
DS 220 S / DS 2200 S				•						
DS 220 T / DS 2200 T				•						
DS 240 S / DS 2400 S				•						
DS 240 T / DS 2400 T				•						
DS 2400 D				•						
DS 4310 S							•		○	○
DS 4310 T							•		○	○
DSF 4310								•		○

• standard equipment ○ compatible tools



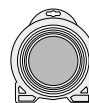
# Accessories for Brushcutters - Harnesses

	Single harness		Harness with cushion		Double harness		Professional harness
Part number	4160 463AR	6001 0143R	4179 164R	4179 172R	6120 0106R	6305 0018AR	6307 0002R
	with snap hook	without snap hook	with cushion	with "comfort" cushion	double	double with quick release	professional
8061		○					
8091		●					
STARK 25 TR / STARK 2500 TR	○	○					
STARK 2500 S	●	○					
STARK 25 / STARK 2500 T	●		○	○	○	○	○
STARK 3810 S	●						
STARK 3810 T					●		
STARK 4410 S	●						
STARK 4410 T					●		
STARK 4410 BP							
DS 2410 S	●						
DS 2410 T			●				
DS 2700 S	●	○					
DS 2700 T			●	○	○	○	○
DS 3000 S	●	○					
DS 3000 T			●	○	○	○	○
DS 2410 D							
DS 3000 D	●	○					
DS 3500 S	●	○					
DS 3500 T			○	○	○	○	●
DS 4000 S	●	○					
DS 4000 T					○	○	●
DS 4300 S	●	○					
DS 4300 TL					○	○	●
8410					●	○	○
8460 IC	●	○					
8460							●
8530 IC	●	○					
8530							●
8550 BOSS							●
DS 5300 S	●	○					
DS 5300 T							●
DS 5500 BOSS							●
DSF 4300							
8465 ERGO							
8535 ERGO							
DSF 5300							
DS 3600 4S	●	○	○	○			
DS 3600 4T					○	●	○
<b>DISCONTINUED MODELS</b>							
8100	●	○					
STARK 25 IC	●	○					
STARK 38 IC / 3800 S	●						
STARK 38 / 3800 T					●		
STARK 44 IC / 4400 S	●						
STARK 44 / 4400 T					●		
STARK 42 BP / 4400 BP							
DS 220 S / DS 2200 S	●						
DS 220 T / DS 2200 T	●						
DS 240 S / DS 2400 S	●						
DS 240 T / DS 2400 T			●				
DS 2400 D							
DS 4310 S	●	○					
DS 4310 T					○	○	●
DSF 4310							

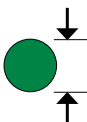
● standard equipment ○ compatible tools



# Accessories for Brushcutters - Strimmer lines

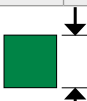



Line	Type	Diameter		Length (m)	Mini blister	Length (m)	Blister pack	Length (m)	Spool	Length (m)	Spool
		mm	inches		Code		1 lb-0.450 kg		Code		4 lbs-1.8 kg

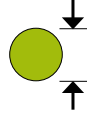



**Top quality line made of co-polymers that assure the maximum resistance to wear and breakage. Technical specifications:** clean and precise cut; ideal for grass, weeds and scrub; high cutting speed.

Greenline	round	1.6	.065"	15	6304 0219						
		2.0	.080"	15	6304 0220						
		2.4	.095"	15	6304 0221	87	6304 0057A	349	6304 0060A	1950	6304 2013
		2.7	.106"	15	6304 0183	72	6304 0180	280	6304 0239	1540	6304 2006
		3.0	.119"	15	6304 0222	56	6304 0058A	223	6304 0061A	1250	6304 2008
		3.5	.139"	12	6304 0223	41	6304 0171A	164	6304 0172A	920	6304 2001
		4.0	.157"			31	6304 0255				

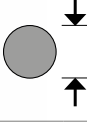


Greenline	square	2.4	.095"	15	6304 0230	69	6304 0236				
		2.7	.106"	15	6304 0282	56	6304 0284	217	6304 0285	920	6304 2007
		3.0	.119"	15	6304 0283	44	6304 0199A	175	6304 0202A	720	6304 2009
		3.5	.139"			32	6304 0200A	129	6304 0272		



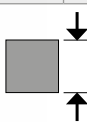
**Professional line composed of two materials that provide high flexibility elevated breaking strength and optimal toughness for high abrasion resistance. More than 30% longer-lasting than conventional lines. Technical specifications:** ideal for grass, weeds, scrub and brushwood, even in the vicinity of stones and walls; high cutting speed.

First	round	2.4	.095"	15	6304 0232	87	6304 0237				
		3.0	.119"	15	6304 0281	56	6304 0091A	223	6304 0270	1250	6304 2012
		3.5	.139"	12	6304 0294	41	6304 0093A	164	6304 0265	920	6304 2015
		4.0	.157"			31	6304 0257	123	6304 0259		



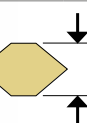
**Professional line that guarantees the maximum performance in terms of resistant to abrasion, breakage and sticking; the line has a double layer cross section: the core assures exceptionally high breaking resistance, while the outer sheaf provides wear resistance. Technical specifications:** ideal for grass, weeds, scrub and brushwood, even in the vicinity of stones and walls; high cutting speed.

Titanium	round	3.0	.119"			56	6304 0214A	168	6304 0210A*	1250	6304 2003
		3.5	.139"			41	6304 0207A	123	6304 0211A*	920	6304 2004



**Professional line with an innovative profile that ensures the maximum cutting performance and top-of-the-range durability of up to 40% longer than conventional lines. Double layer cross section: the core provides very high breakage resistance, while the outer sheath imparts very high wear resistance. Excellent weld resistance to temperatures of up to 280°C. Technical specifications:** ideal for grass, weeds, scrub and brushwood, even in the vicinity of stones and walls; high cutting speed.

Platin-Cut	serrated square	2.7	.106"	15	6304 0233	57	6304 0241				
		3.0	.119"			44	6304 0243	175	6304 0245		
		3.5	.139"			32	6304 0250	128	6304 0251	780	6304 2002
		4.0	.157"			25	6304 0261	99	6304 0263		



**Innovative professional line that guarantees the utmost flexibility and abrasion resistance. Reinforced sawtooth profile for the maximum cutting performance. Technical specifications:** clean and precise cut; ideal for scrub, brushwood and undergrowth with diameters up to 12 mm; high cutting speed; quieter than conventional line and safer and more practical than a conventional steel blade.

Saw-Blade Gold	sawtooth	3.0	.119"			37	6304 0247A				
		3.5	.139"			27	6304 0253A	143	6304 0274		

Set of 50 lines for multi-line heads	square	3.5	.139"	0,3	4180 965C						
--------------------------------------	--------	-----	-------	-----	-----------	--	--	--	--	--	--

\* Titanium packaging in rolls, weighs 3 lbs – 1.35 kg



# Accessories for Brushcutters - Strimmer lines



Recommended displacement



Recommended head



Recommended application

	electric trimmers	22 cc	25 cc	30 cc	35 cc	40 cc	44 cc	more than 50 cc	Tap&Go Ø 105	Tap&Go Ø 109	Tap&Go Ø 130-160	Load&Go Ø 110	Load&Go Ø 130	Multiline	Grass	Weeds, scrub	Brushwood, shrubs	Undergrowth	Pavements, car parks
	•	•							•	•					•				
	•	•	•						•	•	•	•			•				
		•	•	•	•					•	•	•	•		•	•			
			•	•	•	•	•			•	•	•	•	•	•	•	•		•
					•	•	•	•		•	•	•	•	•	•	•	•	•	•
		•	•	•	•				•	•	•	•			•	•			•
					•	•	•	•		•	•	•	•	•	•	•	•	•	•
					•	•	•	•		•	•	•	•	•	•	•	•	•	•
			•	•	•	•	•			•	•	•	•	•	•	•	•		•
					•	•	•	•		•	•	•	•	•	•	•	•	•	•
					•	•	•	•		•	•	•	•	•	•	•	•	•	•

# Lawnmowers for any grassed area, plus bespoke solutions.

## Technology and comfort

**Efco** offers a range of machines for mowing different types of grassed areas. The push-type lawnmower was developed for use in confined spaces, where the agility of the machine is more important; in contrast propulsion-type lawnmowers are more suitable for the maintenance of larger size lawns. Our models are diversified also in terms of their technical features so they can meet all possible requirements: cutting height can be independently adjusted on each wheel or adjusted via a centralised control, starting can be manual or electric, and motive power can be provided by a battery, petrol engine or mains power cable. The professional lawnmowers are distinguished by their superior productivity on larger size areas, including irregular terrain, thanks to the steel transmission and front bumper, aluminium wheels, and reinforced deck.



**1** Cutting height adjustment system, operated by means of a handy lever with pushbutton (**ALLROAD EXA 4, ALLROAD ALUMINIUM, ALUMINIUM PRO**).

**2** Large-size wheels, ideal for even the roughest terrain (**ALLROAD PLUS 4, ALLROAD EXA 4, ALLROAD ALUMINIUM, ALUMINIUM PRO**).



**3** Engine with "Instart" battery-powered starting (**LR 53 TBXE COMFORT PLUS, LR 48 TBXE ALLROAD PLUS 4, LR 53 TBXE ALLROAD PLUS 4, AR 53 TBXE ALLROAD ALUMINIUM**).

**4** 4-cutting device: cutting system that includes mulching, collection and side discharge as standard with deflector for rear discharge (**ALLROAD PLUS 4, ALLROAD EXA 4**).



**5** **MR 55** and **ALUMINIUM PRO** Line, equipped with aluminium wheels: the maximum strength also when facing the heaviest work.

**6** **EXA 4** line featuring new ergonomic handlebar with central joint: adjustable to suit the operator's stature and foldable for storage.



**7** Professional grade 3-speed transmission to modulate the ground speed to suit the type of work and the terrain (**MR 55 TBI, MR 55 HXF**).

**8** The full bag indicator alerts the operator when the grass catcher needs emptying, thus eliminating constant stops to check the level and preventing spillage caused by overfilling (**COMFORT PLUS combustion engine, ALLROAD PLUS 4, ALLROAD EXA, ALLROAD ALUMINIUM, ALUMINIUM PRO**).





## Guide to lawnmower selection

		HOME	COUNTRYSIDE	URBAN
CUTTING THE GARDEN LAWN	Electric Lawnmowers	PR 35 S / PR 40 S LR 44 PE COMFORT PLUS LR 48 PE COMFORT PLUS		
	Battery-powered Lawnmowers	LR 38 P Li-Ion		
	COMFORT PLUS push-type Lawnmowers	LR 44 PK COMFORT PLUS / LR 44 PB COMFORT PLUS LR 48 PK COMFORT PLUS / LR 48 PBQ COMFORT PLUS		
	COMFORT PLUS self-propelled Lawnmowers	LR 44 TK COMFORT PLUS / LR 48 TK COMFORT PLUS LR 48 TBQ COMFORT PLUS / LR 48 TBX COMFORT PLUS LR 53 TK COMFORT PLUS / LR 53 TBX COMFORT PLUS LR 53 TBXE COMFORT PLUS		
	ALLROAD PLUS 4 self-propelled Lawnmowers	LR 48 TK ALLROAD PLUS 4 / LR 48 TBR ALLROAD PLUS 4 LR 48 TBXE ALLROAD PLUS 4 / LR 53 TK ALLROAD PLUS 4 LR 53 TBX ALLROAD PLUS 4 / LR 53 TBXE ALLROAD PLUS 4 LR 53 THX ALLROAD PLUS 4 / LR 53 VK ALLROAD PLUS 4		
	ALLROAD EXA 4 self-propelled Lawnmowers	LR 53 TK ALLROAD EXA 4 / LR 53 TBX ALLROAD EXA 4		
	ALLROAD ALUMINIUM self-propelled Lawnmowers	AR 48 TK ALLROAD ALUMINIUM / AR 48 TBX ALLROAD ALUMINIUM AR 53 TK ALLROAD ALUMINIUM / AR 53 TBX ALLROAD ALUMINIUM AR 53 TBXE ALLROAD ALUMINIUM / AR 53 VBD ALLROAD ALUMINIUM AR 53 THX ALLROAD ALUMINIUM		
	ALUMINIUM PRO self-propelled Lawnmowers	AR 53 TK ALUMINIUM PRO / AR 53 VBD ALUMINIUM PRO		
MR 55 self-propelled professional Lawnmowers	MR 55 TBD / MR 55 TBI / MR 55 HXF			

## Proper maintenance of lawnmower

- Periodically, check the **oil level** and the **fuel level** (models with petrol engine).
- Make certain that the **cutting area** (under the deck), the grass catcher, and the machine in general, are **cleaned** regularly and thoroughly.
- Check the **sharpness of the blade periodically**.
- Inspect and clean the **air filter** periodically (in the case of models with combustion engine).
- Check the **engine oil** periodically and renew if necessary, inspect the **drive belts and pulley** of the transmission system, clean the **variable speed** unit thoroughly, and inspect the **wheel bearings**, lubricating if necessary.

## Electric Lawnmowers

Maintenance of the open spaces around your home calls for versatile and practical tools, able to provide durable service and withstand prolonged use over time. The electric lawnmowers are ideal for looking after small and medium size areas. These mowers work efficiently in gardens and grassed areas, allowing simple, functional and low noise grass cutting. Unlike petrol engine models, electric lawnmowers provide a threefold advantage: they do not require fuel and oil top-ups, they operate quietly, and they don't emit any environmental pollutants.



300 m<sup>2</sup>

### PR 35 S



550 m<sup>2</sup>

### PR 40 S

- Deck
- Electric motor power
- Cutting width
- Propulsion
- Cutting adjustment
- Cutting height
- Grass box capacity
- Mulching/Side discharge
- Weight

Deck	ABS	ABS
Electric motor power	1.1 kW	1.3 kW
Cutting width	33 cm	38 cm
Propulsion	push	push
Cutting adjustment	independent	independent
Cutting height	20-36-52 mm	28-44-60 mm
Grass box capacity	25 L	40 L
Mulching/Side discharge	not available/not available	not available/not available
Weight	12.2 Kg	15.0 Kg



600-800 m<sup>2</sup>

### LR 44 PE COMFORT PLUS



700-800 m<sup>2</sup>

### LR 48 PE COMFORT PLUS

- Deck
- Electric motor power
- Cutting width
- Propulsion
- Cutting adjustment
- Cutting height
- Grass box capacity
- Mulching/Side discharge
- Weight

Deck	steel	steel
Electric motor power	1.5 kW	1.6 kW
Cutting width	41 cm	46 cm
Propulsion	push-type	push-type
Cutting adjustment	independent	independent
Cutting height	from 28 to 75 mm	from 28 to 75 mm
Grass box capacity	60 L	60 L
Mulching/Side discharge	not available/not available	not available/not available
Weight	20.6 Kg	24.9 Kg



## Battery-powered Lawnmowers

The battery-powered lawnmower is ideal for cutting the grass in your garden simply, noiselessly and effortlessly. The elimination of noise emissions and air pollution, compact dimensions, and the absence of power cables, combine to make this type of machine the perfect choice for small lawns. Easy adjustment of the blades and a handle with 6 different height settings make it even easier to use. Safe and lightweight, battery-powered lawnmowers allow you to cut the grass at any time of day with just a few simple actions. Model **LR 38 P Li-Ion** is designed using the latest generation of technology, including the Easy Folding System, allowing the machine to be stored in the minimal space, a brushless motor that makes the powerful battery last even longer, and safety keys, which prevent inadvertent starting of the machine.



### LR 38 P Li-Ion

Compatible batteries	BA 2.6 Ah/BA 4 Ah
Charging time	90 min
No load blade speed	3500 rpm
Deck	ABS
Motor type	Brushless
Cutting width	38 cm
Propulsion	push-type
Cutting height	20 – 70 mm
No. of settings	6 levels
Grass catcher capacity	35 L
Wheels diameter	150/210 mm
Sound pressure/power level	80/91.6 dB(A)
Vibration level	< 2.5 m/s <sup>2</sup>
Mulching/Side discharge	not available/not available
Weight without battery	13.8 Kg



## COMFORT PLUS push-type Lawnmowers

Push-type lawnmowers are an excellent solution for home users dealing with maintenance of grassed areas no larger than 1,400 m<sup>2</sup> in size. The **COMFORT PLUS** series of lawnmowers was developed with special attention focused on ergonomics and functional styling. The steel deck imparts greater strength and ruggedness to this model.



800-1000 m<sup>2</sup>



800-1000 m<sup>2</sup>



### LR 44 PK COMFORT PLUS LR 44 PB COMFORT PLUS

Deck	steel	steel
Displacement	140 cm <sup>3</sup>	125 cm <sup>3</sup>
Engine make/model	Emak K 600 OHV	Briggs & Stratton 450 E series
Cutting width	41 cm	41 cm
Propulsion	push-type	push-type
Cutting adjustment	independent	independent
Cutting height	from 28 to 75 mm	from 28 to 75 mm
Grass box capacity	70 L	70 L
Mulching/Side discharge	not available/not available	not available/not available
Weight	24.0 Kg	23.6 Kg



1000-1400 m<sup>2</sup>



1000-1400 m<sup>2</sup>



### LR 48 PK COMFORT PLUS LR 48 PBQ COMFORT PLUS

Deck	steel	steel
Displacement	140 cm <sup>3</sup>	140 cm <sup>3</sup>
Engine make/model	Emak K 600 OHV	Briggs & Stratton 550 E series
Cutting width	46 cm	46 cm
Propulsion	push-type	push-type
Cutting adjustment	independent	independent
Cutting height	from 28 to 75 mm	from 28 to 75 mm
Grass box capacity	70 L	70 L
Mulching/Side discharge	optional/not available	optional/not available
Weight	25.4 Kg	25.7 Kg



## COMFORT PLUS self-propelled Lawnmowers

Self-propelled lawnmowers are the most suitable option for working on sloping lawns with overgrown areas. The main characteristic of self-propelled lawnmowers is the coupling between the wheels and the engine or motor. Thanks to this solution, the machine is accompanied rather than pushed and cutting performance is optimised. The **COMFORT PLUS** series, with single speed propulsion system, is the ideal solution for larger areas and for uneven or gently sloping ground. Also available: model **TBXE** with “Instart” battery-powered starting system for smooth and effortless starts.



### LR 44 TK COMFORT PLUS | LR 48 TK COMFORT PLUS | LR 48 TBQ COMFORT PLUS

Deck	steel	steel	steel
Displacement	140 cm <sup>3</sup>	140 cm <sup>3</sup>	140 cm <sup>3</sup>
Engine make/model	Emak K 600 OHV	Emak K 600 OHV	Briggs & Stratton 550 E series
Cutting width	41 cm	46 cm	46 cm
Propulsion (speed)	self-propelled (3.6 km/h)	self-propelled (3.6 km/h)	self-propelled (3.6 Km/h)
Cutting adjustment	central	central	central
Cutting height	from 28 to 75 mm	from 28 to 75 mm	from 28 to 75 mm
Grass box capacity	70 L	70 L	70 L
Mulching/Side discharge	not available/not available	optional/not available	optional/not available
Weight	27.0 Kg	30.2 Kg	30.1 Kg

## COMFORT PLUS self-propelled Lawnmowers



### LR 48 TBX COMFORT PLUS LR 53 TK COMFORT PLUS

Deck	steel	steel
Displacement	150 cm <sup>3</sup>	159 cm <sup>3</sup>
Engine make/model	Briggs & Stratton 625 E OHV series	Emak K 650 OHV
Cutting width	46 cm	51 cm
Propulsion (speed)	self-propelled (3.6 Km/h)	self-propelled (3.6 Km/h)
Cutting adjustment	central	central
Cutting height	from 28 to 75 mm	from 28 to 75 mm
Grass box capacity	70 L	70 L
Mulching/Side discharge	optional/not available	optional/not available
Weight	31.0 Kg	33.2 Kg



### LR 53 TBX COMFORT PLUS LR 53 TBXE COMFORT PLUS

Deck	steel	steel
Displacement	150 cm <sup>3</sup>	163 cm <sup>3</sup>
Engine make/model	Briggs & Stratton 625 E OHV series	Briggs & Stratton 675 iS OHV series
Cutting width	51 cm	51 cm
Propulsion (speed)	self-propelled (3.6 Km/h)	self-propelled (3.6 Km/h)
Cutting adjustment	central	central
Cutting height	from 28 to 75 mm	from 28 to 75 mm
Grass box capacity	70 L	70 L
Mulching/Side discharge	optional/not available	optional/not available
Weight	34.0 Kg	37.4 Kg

## ALLROAD PLUS 4 self-propelled Lawnmowers

In addition to rear pick-up mode, the **ALLROAD PLUS 4** series includes mulching operation and side discharge as part of the standard package. The single-speed propulsion system or propulsion with variable speed drive (model **VK**) combined with the large size of the wheels, make for smoother progress, even over uneven ground. Also available: model **TBXE** with "Instart" battery-powered starting system for smooth and effortless starts.



**LR 48 TK ALLROAD PLUS 4**

**LR 48 TBR ALLROAD PLUS 4**

**LR 48 TBXE ALLROAD PLUS 4**

Deck	steel	steel	steel
Displacement	159 cm <sup>3</sup>	140 cm <sup>3</sup>	163 cm <sup>3</sup>
Engine make/model	Emak K 650 OHV	Briggs & Stratton 575 EX OHV series	Briggs & Stratton 675 iS OHV series
Cutting width	46 cm	46 cm	46 cm
Propulsion (speed)	self-propelled (3.6 Km/h)	self-propelled (3.6 Km/h)	self-propelled (3.6 Km/h)
Cutting adjustment	central	central	central
Cutting height	from 28 to 75 mm	from 28 to 75 mm	from 28 to 75 mm
Grass box capacity	70 L	70 L	70 L
Mulching/Side discharge	standard/standard	standard/standard	standard/standard
Weight	32.0 Kg	30.0 Kg	34.4 Kg

## ALLROAD PLUS 4 self-propelled Lawnmowers



**LR 53 TK ALLROAD PLUS 4**



**LR 53 TBX ALLROAD PLUS 4**



**LR 53 TBXE ALLROAD PLUS 4**

Deck	steel	steel	steel
Displacement	196 cm <sup>3</sup>	150 cm <sup>3</sup>	163 cm <sup>3</sup>
Engine make/model	Emak K 800 OHV	Briggs & Stratton 625 E OHV series	Briggs & Stratton 675 iS OHV series
Cutting width	51 cm	51 cm	51 cm
Propulsion (speed)	self-propelled (3.6 Km/h)	self-propelled (3.6 Km/h)	self-propelled (3.6 Km/h)
Cutting adjustment	central	central	central
Cutting height	from 28 to 75 mm	from 28 to 75 mm	from 28 to 75 mm
Grass box capacity	70 L	70 L	70 L
Mulching/Side discharge	standard/standard	standard/standard	standard/standard
Weight	33.8 Kg	34.0 Kg	37.4 Kg



**LR 53 THX ALLROAD PLUS 4**



**LR 53 VK ALLROAD PLUS 4**

Deck	steel	steel
Displacement	160 cm <sup>3</sup>	196 cm <sup>3</sup>
Engine make/model	Honda GCV 160 OHC	Emak K 800 OHV
Cutting width	51 cm	51 cm
Propulsion (speed)	self-propelled (3.6 Km/h)	propulsion with variable speed control (from 2.5 to 4.5 km/h)
Cutting adjustment	central	central
Cutting height	from 28 to 75 mm	from 28 to 75 mm
Grass box capacity	70 L	70 L
Mulching/Side discharge	standard/standard	standard/standard
Weight	34.0 Kg	36.0 Kg



## ALLROAD EXA 4 self-propelled Lawnmowers

The **ALLROAD EXA 4** series is equipped with all the necessary devices to ensure more comfortable, versatile and efficient gardening for discerning home users. The cutting height adjustment system, with its practical handle and button, makes cutting height adjustment even easier and absolutely effortless. The ergonomic handlebars with central joint can be adjusted to match the stature of the user, while the practical release levers allow the handlebars to be folded completely for minimum storage space requirements.



**LR 53 TK ALLROAD EXA 4**   **LR 53 TBX ALLROAD EXA 4**

Deck	steel	steel
Displacement	196 cm <sup>3</sup>	163 cm <sup>3</sup>
Engine make/model	Emak K 800 OHV	Briggs & Stratton 675 EXi OHV series
Cutting width	51 cm	51 cm
Propulsion (speed)	self-propelled (3.6 Km/h)	self-propelled (3.6 Km/h)
Cutting adjustment	central	central
Cutting height	from 28 to 75 mm	from 28 to 75 mm
Grass box capacity	70 L	70 L
Mulching/Side discharge	standard/standard	standard/standard
Weight	36.0 Kg	33.6 Kg

## ALLROAD ALUMINIUM self-propelled Lawnmowers

The **ALLROAD ALUMINIUM** models are a paradigm of ruggedness: with their 46 or 51 cm deck in 4 mm gauge diecast aluminium, the structure is designed to withstand impact and corrosion. The high capacity mulching blade and the streamlined shape of the deck assure optimal cutting performance and perfect bag filling, while the wheels with shielded ball bearings allow the machine to progress smoothly over all types of terrain.



	<b>AR 48 TK ALLROAD ALUMINIUM</b>	<b>AR 48 TBX ALLROAD ALUMINIUM</b>	<b>AR 53 TK ALLROAD ALUMINIUM</b>
--	-----------------------------------	------------------------------------	-----------------------------------

Deck	aluminium	aluminium	aluminium
Displacement	159 cm <sup>3</sup>	163 cm <sup>3</sup>	196 cm <sup>3</sup>
Engine make/model	Emak K 650 OHV	Briggs & Stratton 675 EXi OHV series	Emak K 800 OHV
Cutting width	46 cm	46 cm	51 cm
Propulsion (speed)	self-propelled (3.6 km/h)	self-propelled (3.6 km/h)	self-propelled (3.6 km/h)
Cutting adjustment	central	central	central
Cutting height	from 28 to 75 mm	from 28 to 75 mm	from 28 to 75 mm
Grass box capacity	80 L	80 L	80 L
Mulching/Side discharge	standard/not available	standard/not available	standard/not available
Weight	42.4 Kg	38.5 Kg	43.4 Kg

## ALLROAD ALUMINIUM self-propelled Lawnmowers



**AR 53 TBX ALLROAD ALUMINIUM**



**AR 53 TBXE ALLROAD ALUMINIUM**

Deck	aluminium	aluminium
Displacement	163 cm <sup>3</sup>	163 cm <sup>3</sup>
Engine make/model	Briggs & Stratton 675 EXi OHV series	Briggs & Stratton 675 EXi OHV series
Cutting width	51 cm	51 cm
Propulsion (speed)	self-propelled (3.6 km/h)	self-propelled (3.6 km/h)
Cutting adjustment	central	central
Cutting height	from 28 to 75 mm	from 28 to 75 mm
Grass box capacity	80 L	80 L
Mulching/Side discharge	standard/not available	standard/not available
Weight	39.5 Kg	42.9 Kg



**AR 53 VBD ALLROAD ALUMINIUM**



**AR 53 THX ALLROAD ALUMINIUM**

Deck	aluminium	aluminium
Displacement	160 cm <sup>3</sup>	160 cm <sup>3</sup>
Engine make/model	Briggs & Stratton 750 OHV series	Honda GCV 160 OHC
Cutting width	51 cm	51 cm
Propulsion (speed)	self-propelled, variable speed drive (from 2.5 to 4.5 km/h)	self-propelled (3.6 km/h)
Cutting adjustment	central	central
Cutting height	from 28 to 75 mm	from 28 to 75 mm
Grass box capacity	80 L	80 L
Mulching/Side discharge	standard/not available	standard/not available
Weight	44.0 Kg	41.6 Kg

## ALUMINIUM PRO self-propelled Lawnmowers

These machines are ideal for large size spaces of more than 2,000 m<sup>2</sup>, also for continuous use; they ensure unvarying quality standards through time thanks to their technical solutions including the steel transmission, aluminium wheels and reinforced deck. The ergonomic two-piece handlebar allows easy manoeuvring of the mower. The cutting height adjustment system (handy knob in an easily accessible central position) and the plastic and fabric grass catcher (with full bag indicator) are just two of the solutions adopted for the maximum operator comfort.



READY START

	<b>AR 53 TK ALUMINIUM PRO</b>	<b>AR 53 VBD ALUMINIUM PRO</b>
Deck	aluminium	aluminium
Displacement	196 cm <sup>3</sup>	160 cm <sup>3</sup>
Engine make/model	Emak K 800 OHV	Briggs & Stratton 750 series
Cutting width	51 cm	51 cm
Propulsion (speed)	self-propelled (3.4 Km/h)	self-propelled, variable speed drive (from 2.5 to 4.5 km/h)
Cutting adjustment	central	central
Cutting height	from 30 to 70 mm	from 30 to 70 mm
Grass box capacity	80 L	80 L
Mulching/Side discharge	standard/not available	standard/not available
Weight	46.5 Kg	47.0 Kg



## MR 55 self-propelled professional Lawnmowers

Extremely rugged and with high load capacity, even on wet grass, these models offer all the features required by groundcare professionals (professional-grade aluminium transmission, 80 l grass catcher and large diameter aluminium wheels). Ideal for large areas (exceeding 2,300 m<sup>2</sup>) and continuous or intensive use, these models offer exceptional reliability and consistently first-rate performance over time.



	MR 55 TBD	MR 55 TBI	MR 55 HXF
Deck	aluminium	aluminium	aluminium
Displacement	160 cm <sup>3</sup>	190 cm <sup>3</sup>	163 cm <sup>3</sup>
Engine make/model	Briggs & Stratton 750 OHV series	Briggs & Stratton 850 OHV series	Honda GXV 160 OHV
Cutting width	53 cm	53 cm	53 cm
Propulsion (speed)	self-propelled (3.6 Km/h)	3 speeds (1 <sup>a</sup> : 2.2 – 2 <sup>a</sup> : 3.6 – 3 <sup>a</sup> : 4.5 Km/h)	3 speeds (1 <sup>a</sup> : 2.2 – 2 <sup>a</sup> : 3.6 – 3 <sup>a</sup> : 4.5 Km/h)
Cutting adjustment	central	central	central
Cutting height	from 20 to 75 mm	from 20 to 75 mm	from 20 to 75 mm
Grass box capacity	80 L	80 L	80 L
Mulching/Side discharge	optional/not available	optional/not available	optional/not available
Weight	42.7 Kg	48.0 Kg	51.0 Kg

## Accessories for Lawnmowers



	Part number	Machines									
		LR 48 COMFORT PLUS	LR 53 COMFORT PLUS	LR 48 ALLROAD PLUS 4	LR 53 ALLROAD PLUS 4	LR 53 ALLROAD EXA 4	AR 48 ALLROAD ALUMINIUM	AR 53 ALLROAD ALUMINIUM	AR 53 ALUMINIUM PRO	MR 55	
<b>Mulching kit</b> This kit serves to shred grass cuttings into very fine particles and distribute them around the base of the grass stems, leaving a perfectly clean lawn and ensuring a clean and uniform cut. (Not available for electric motor models or for models with 41 cm deck).											
	6611 0127R	○		●							
	6607 0096R		○		●	●					
	6609 0147R						●				
	6606 0372R							●	●		
	Mulching kit for MR models (Blade + blade carrier hub + plug)	8203 502R									○

● standard equipment ○ compatible tools

# Eco-friendly and efficient: the pint-size big-hearted helper for your lawn care activities.

## Technology and comfort

Once they have been installed, **Efco** robotmowers operate completely independently on the lawn, returning to the docking station whenever they need to charge the battery. Exceptionally low power consumption, zero CO<sub>2</sub> emissions and very low noise operation make these devices ideal for home gardens, where they can operate during the daytime and nighttime hours as required. Thanks to the double blade cutting system, the grass clippings are returned to the lawn surface in the form of a natural fertilizer, while the double mulching cutting system reduces the accumulation of dirt and cutting residues inside the mower deck. If the gradient of the lawn is greater than the maximum permitted slope, the robotmower will be automatically brought to a stop by the built-in anti-tipping sensor. An anti-collision sensor allows the robotmower to negotiate obstacles smaller than 7 cm by changing the direction of travel. The robotmower is also equipped with an anti-theft device with PIN code and audible warning signal to prevent unauthorised use. All the robotmowers are equipped with smart network-connected micro components to allow fully automated operation.



**1** The double mulching cutting system reduces dirt and debris inside the body.

**2** Anti-tipping sensor that trips and automatically stops the robot as soon as the gradient limit of 35% or lateral tilt limit of 40% are exceeded.

**3** The retrieval function stops cutting operations at any time and returns the robot to the docking station by pressing the home button (**SIRIUS 1200**).

**4** Practical carry handle for simple and rapid transportation.

**5** The robot rides over obstacles of less than 7 cm in size or works around larger obstacles by changing direction, thanks to the anti-collision sensor.

**6** Discreet and quiet operation at any time, including evenings and night-time in all weather conditions (thanks to the rain sensor **SIRIUS 1200**).

**7** Anti-theft device with PIN code and audible signal to prevent unauthorized use.

**8** Micro components, intelligently connected in a network for fully automated operation.



## Guide to robot lawnmower selection

		HOME	COUNTRYSIDE
CUTTING THE GARDEN LAWN WITH THE ROBOT LAWNMOWER	Robot lawnmowers	SIRIUS 700 / SIRIUS 1200	

## Proper maintenance of robot lawnmower

- **Clean the robot** carefully twice a month with a brush or cloth; use water if necessary for more thorough cleaning. **Clean the underside of the deck** once a month.
- Once a week **check the blades** for damage and sharpen them every 3-4 weeks. Change the blades every 6 months or sooner if they show evident signs of deterioration.
- Once a week **clean the area around the wheels** carefully using a brush or a cloth, and ensure the wheels spin freely; make sure the front wheels are able to steer without obstructions.
- Inspect the **electrical contact surfaces** for signs of dirt or burns (incorrect charging).
- Periodically **inspect the contacts on the charging station** to ensure they are in good condition. The contacts must be replaced on the charging station and on the robot if they show evident signs of burning.

Available in certain markets only



< 700 m<sup>2</sup>



< 1200 m<sup>2</sup>

### SIRIUS 700

### SIRIUS 1200

Battery	Li-Ion (1.5 Ah/ 18 V)	Li-Ion (3 Ah/ 25.2 V)
Charging time	70 min	120 min
Operating time	70 min	120 min
Cutting system motor speed	3.400 rpm	3.400 rpm
Guaranteed sound power level	65 dB(A)	65 dB(A)
Surface area / max. gradient	max 700 m <sup>2</sup> / 35 %	max 1200 m <sup>2</sup> / 35 %
Cutting height	30 - 60 mm	30 - 60 mm, manual
Cutting diameter	28 cm	30 cm
Dimensions (length x width x height)	600 x 490 x 245 mm	600 x 490 x 245 mm
Weight	7.7 Kg	8.0 Kg



# All the power you need to tackle overgrown areas and woodland undergrowth.

## Technology and comfort

Equipped with professional blades and cutting units, **Efco** flail mowers guarantee exceptional cutting quality also when tackling dense and thick stemmed vegetation or medium diameter brushwood. These machines are designed to withstand impact, thanks to the rotor held in reinforced bearings and the reinforced gearbox with 4-speed mechanical transmission (3FW+1REV) and oil-immersed gears. The wheel lock release, brakes and gear levers are ergonomically designed and readily accessible. The large size rear wheels ensure smooth progress even in the presence of depressions and irregularities in the terrain.



**1** The cutting unit rotor, mounted on reinforced and shielded bearings, ensures the entire assembly is balanced and resistant to impact.

**2** Ergonomic control levers (wheel lock release, brakes and gears) neatly arranged within easy reach.



**3** Reinforced gearbox with 4-speed mechanical transmission (3FW+1REV) and oil-immersed gears.

**4** Large size rear wheels ensure smooth progress even in the presence of depressions and irregularities in the terrain.



**5** The handlebars with height and lateral adjustment provide the operator with the maximum adaptability and flexibility during work operations.

**6** Easy cutting height adjustment by means of a worm screw lever.



**7** Lockable pivoting front wheels enable the desired cutting line to be maintained even on irregular surfaces (**DR 80 HR11**).

**8** Models with Honda GX 340 engine for guaranteed quality and high performance.





## Guide to flail mower selection

		COUNTRYSIDE	WOODLAND
TRIMMING AND MOWING GRASS, WEEDS, INVASIVE VEGETATION	Professional Flail mowers	DR 65 HR11 / DR 80 HR11	

## Correct maintenance of flail mower

- Before each use ensure that the **cooling intake area** and the **engine cylinder** are free from dirt.
- After each use clean the **cutter assembly housing** and clear the engine of any residual vegetation.
- Regularly check that the **cutting blade** is sharp, so to obtain the cleanest possible cut.
- Replace the **gasket of the blade brake** after every 100 hours of use.
- Lubricate the **bearings, axles, front/rear wheels and chain** after every 25 hours of use.
- Check the **oil level** after every 100 hours (minimum).
- Sharpen and balance the **blade** after every 20 hours of use.

## Professional Flail mowers

Professional flail mowers are designed for professional and intensive work on grass, shoots, twigs and low vegetation, scrub and stubble. These machines are ideal for heavy-duty applications that are beyond the reach of conventional mowers, such as clearing of overgrown areas, roadside verges, steep slopes, brambles and undergrowth. The professional cutting unit with 38/46 Y-shaped flails offers exceptional cutting quality, while the pivoting and lockable front wheels, fitted on model **DR 80 HR11**, make it possible to maintain the required cutting trajectory also when working in the proximity of steeply sloping terrain. Technology proceeds hand in hand with ergonomics: these models have comfortable handlebars with height and lateral adjustment, and the wheel release, brakes and gearbox control levers all grouped together and within easy reach.



< 5000 m<sup>2</sup>

POWERED BY HONDA

### DR 65 HR11



< 5000 m<sup>2</sup>

POWERED BY HONDA

### DR 80 HR11

Displacement	389 cm <sup>3</sup>	389 cm <sup>3</sup>
Engine make/model	Honda GX 340	Honda GX 340
Cutting width	65 cm - 38 blades	80 cm - 46 blades
Transmission	3 forward speeds + reverse	3 forward speeds + reverse
Cutting height adjustment	centralised (20 - 80 mm)	centralised (20 - 80 mm)
Handlebar adjustment	4 height settings + 5 width settings	4 height settings + 5 width settings
Wheels	2 + 2 pivoting with brake	2 + 2 pivoting with brake
Speed	1 <sup>st</sup> : 1.2 - 2 <sup>nd</sup> : 2.2 - 3 <sup>rd</sup> : 3.4 Rev: 2.2 Km/h	1 <sup>st</sup> : 1.2 - 2 <sup>nd</sup> : 2.2 - 3 <sup>rd</sup> : 3.4 Rev: 2.2 Km/h
Dimensions	1657x1092x814 mm	1657x1092x964 mm
Weight	162 Kg	174 Kg







# Tackle any lawn with comfort and power at the wheel of an **Efco** garden tractor.

## Technology and comfort

A garden tractor is an invaluable helpmate for the management of large size gardens, grounds and public spaces. In situations of this type, the use of an agile and powerful garden tractor can make all the difference. Rugged and exceptionally manoeuvrable, **Efco** garden tractors are equipped with agile steering systems that allow them to negotiate even the tightest turns. The ease of manoeuvring in the proximity of trees and shrubs makes for greater precision and speed for lawn finishing operations. The **Efco** models are designed to adapt their progress to match the type of terrain. The hydrostatic transmission system means that direction of travel and speed can be controlled with a single pedal, without having to stop the machine. The engine – a decisive factor in relation to the tractive power of the machines and the cutters rotation system – comes in different power ratings for different models to ensure users can always find the right machine for the size of the garden or park to be managed.



**1 ZEPHYR** model equipped with 4-cutting device: versatile cutting system that includes mulching, collection and side discharge as standard, with optional deflector for rear discharge.

**2** In **ZEPHYR** models the electromagnetic clutch can be engaged rapidly and quietly by way of a handy dash-mounted button.

**3** The **ZEPHYR** model can be rested upright: ideal for cleaning the cutting deck and blade and minimising space taken up in the garage or tool shed.

**4** New side-discharge lawn tractors with speed controlled by means of a double pedal that acts directly on the hydrostatic transmission. This solution allows reversal of the direction of travel and precise speed control during operation.

**5** The **125** model is equipped with an electric grass catcher emptying function that can be operated easily from the operator seat by means of a practical control on the side of the garden tractor. Available as an optional for the **95** and **105** models.

**6** Front axle cast in steel to withstand even the heaviest of duties and resist accidental impact (**106** model).

**7** Self-locking differential guarantees maximum grip on any type of soil and when working on slopes (**TUAREG**).

**8** Mulch/collect "Change over" system: using a handy lever, the operator can close off the collection duct and switch automatically to mulching mode, without stopping (**106** models).





## Guide to garden tractor selection

		URBAN	HOME	COUNTRYSIDE	WOODLAND
CUTTING THE LAWN GRASS ON A LARGE SCALE	Rider Mowers		ZEPHYR 72/12,5 K H ZEPHYR 72/13 H		
	Side-discharge Garden Tractors		EF 98 L/14,5 K H EF 108 L/18,5 H		
	Rear-discharge Garden Tractors		EF 84/14,5 K H EF 92/13 H EF 95/16 K H EF 105/16 K H EF 105/17,5 H EF 105/20 H EF 106/16 K H EF 106/22 H EF 125/23 H		
	Professional all-terrain Garden Tractors			TUAREG 92 EVO TUAREG 92 EVO 4X4	

## Proper maintenance of garden tractor

- After every 25 hours operation, check that the blade is **fastened securely, and sharp**.
- Every 20 hours, check the **adjustment of the propulsion brake, the state of the drive belts** and the condition of **the blade clutch**: if worn, contact a service centre.
- Make a periodic inspection of all mechanical **fastenings and general lubrication**.
- Check the **level of the oil**, replacing after the first 10 hours operation and every 50 hours thereafter.
- Inspect the **air filter and fuel filter**, and replace if clogged excessively.
- Check the **pressure of the tyres**.

## Rider Mowers

Rider mowers are designed to manage small and medium sized lawns of up to 4,000 m<sup>2</sup>. Small and compact, with engine power of up to 13 HP, the rider mowers are designed to move with ease and precision around gardens with a large number of trees, bushes and other obstacles. Several models are convertible for mulching operation, while the 4-cutting device model can be set up for side clippings discharge by fitting a deflector, supplied as standard. Rider mowers offer a comfortable and safe driving experience in all situations and on all types of terrain.

Only available  
in certain markets



### ZEPHYR 72/12,5 K H

### ZEPHYR 72/13 H

Displacement	413 cm <sup>3</sup>	344 cm <sup>3</sup>
Engine make/model	Emak K 1250 AVD	B&S Powerbuilt 3125 AVS series
Cutting width	72 cm	72 cm
Cutting height	30-80 mm, 7 positions	30-80 mm, 7 positions
Propulsion	hydrostatic	hydrostatic
Speed	from 0 to 8.6 km/h in forward drive from 0 to 3.2 km/h in reverse	from 0 to 8.6 km/h in forward drive from 0 to 3.2 km/h in reverse
Turning radius	45 cm	45 cm
Bag capacity	180 L	180 L
Overall dimensions	198x73x110 cm	198x73x110 cm
Mulching/Side discharge	optional/optional	standard/standard
Weight	192 Kg	192 Kg

## Side-discharge Garden Tractors

Side-discharge garden tractors are ideal for areas of up to 8,000 m<sup>2</sup>. These models feature hydrostatic transmission for smooth travel and easily accessible controls conveniently located on the dashboard. Thanks to an easy-to-install kit, certain models can be converted for mulching mode operation: the mulching system keeps the clippings circulating under the deck for longer, reducing them to a fine particulate so they can be returned directly to the terrain where they constitute a valuable nutrient for the lawn.

Only available  
in certain markets



### EF 98 L/14,5 K H



### EF 108 L/18,5 H

Displacement	432 cm <sup>3</sup>	500 cm <sup>3</sup>
Engine make/model	Emak K 1450 AVD	B&S Powerbuilt 4185 AVS series
Cutting width	98 cm	108 cm
Cutting height	30-80 mm, 7 positions	30-80 mm, 7 positions
Propulsion	hydrostatic	hydrostatic
Speed	from 0 to 8.8 Km/h forward from 0 to 3.8 Km/h reverse	from 0 to 8.8 Km/h forward from 0 to 3.8 Km/h reverse
Turning radius	70 cm	65 cm
Overall dimensions	172x119x106 cm	172x132x106 cm
Mulching/Side discharge	standard/standard	standard/standard
Weight	160 Kg	171 Kg



## Rear-discharge Garden Tractors

Rear-discharge garden tractors are the synthesis of strength and reliability, with elevated cutting and load capacity. Designed to manage areas of up to 9,000 m<sup>2</sup>, these machines are equipped with hydrostatic transmission and an electromagnetic clutch for cutter blades engagement; they can also be set up to operate in mulching mode. The **EF 84/14,5 K H** rear-discharge garden tractor, with its 84 cm cutting width, is perfect for cutting with pick-up in smaller spaces. The entire range of rear-discharge garden tractors is designed to meet the needs of more demanding users seeking advanced mowing performance combined with unprecedented driving pleasure. They can be set up for grass collection, using the generously sized grass catcher (up to 320 litres), for rear-discharge onto the ground, or to chop the clippings into fine particles and return them to the lawn as a nutrient (mulching function).

Only available  
in certain markets



< 4000 m<sup>2</sup>



< 5000 m<sup>2</sup>



### EF 84/14,5 K H

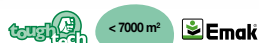
### EF 92/13 H

Displacement	432 cm <sup>3</sup>	344 cm <sup>3</sup>
Engine make/model	Emak K 1450 AVD	B&S Intek 3130 AVS series
Cutting width	84 cm	92 cm
Cutting height	30-80 mm, 7 positions	20-80 mm, 6 positions
Propulsion	hydrostatic	hydrostatic
Speed	from 0 to 8.8 Km/h forward from 0 to 3.8 Km/h reverse	from 0 to 9.0 km/h in forward drive from 0 to 7.0 km/h in reverse drive
Turning radius	90 cm	80 cm
Bag capacity	240 L	300 L
Overall dimensions	234x90x109 cm	248x95x112 cm
Mulching/Side discharge	standard/not available	optional/not available
Weight	180 Kg	255 Kg

## Rear-discharge Garden Tractors



**EF 95/16 K H**



**EF 105/16 K H**

Displacement	452 cm <sup>3</sup>	452 cm <sup>3</sup>
Engine make/model	Emak K 1600 AVD	Emak K 1600 AVD
Cutting width	95 cm	105 cm
Cutting height	30-90 mm, 7 positions	30-90 mm, 7 positions
Propulsion	hydrostatic	hydrostatic
Speed	from 0 to 9.0 km/h in forward drive from 0 to 4.0 km/h in reverse drive	from 0 to 9.0 km/h in forward drive from 0 to 4.0 km/h in reverse drive
Turning radius	75 cm	70 cm
Bag capacity	310 L	310 L
Overall dimensions	251x117x100 cm	251x117x100 cm
Mulching/Side discharge	standard/not available	optional/not available
Weight	230 Kg	240 Kg



**EF 105/17,5 H**



**EF 105/20 H**

Displacement	500 cm <sup>3</sup>	656 cm <sup>3</sup>
Engine make/model	B&S Intek 4175 OHV series	B&S V-Twin Intek 7200 OHV series
Cutting width	105 cm	105 cm
Cutting height	30-90 mm, 7 positions	30-90 mm, 7 positions
Propulsion	hydrostatic	hydrostatic
Speed	from 0 to 9.0 km/h in forward drive from 0 to 4.0 km/h in reverse drive	from 0 to 9.0 km/h in forward drive from 0 to 4.0 km/h in reverse drive
Turning radius	70 cm	70 cm
Bag capacity	310 L	310 L
Overall dimensions	251x117x100 cm	251x119x110 cm
Mulching/Side discharge	standard/not available	standard/not available
Weight	243 Kg	260 Kg

## Rear-discharge Garden Tractors



< 7000 m<sup>2</sup>



### EF 106/16 K H



< 7000 m<sup>2</sup>



### EF 106/22 H

Displacement	452 cm <sup>3</sup>	656 cm <sup>3</sup>
Engine make/model	Emak K 1600 AVD	B&S Professional V-Twin series 7220
Cutting width	102 cm	102 cm
Cutting height	30-95 mm, 7 positions	30-95 mm, 7 positions
Propulsion	hydrostatic	hydrostatic
Speed	from 0 to 9.0 Km/h forward from 0 to 4.5 Km/h reverse	from 0 to 9.0 Km/h forward from 0 to 4.5 Km/h reverse
Turning radius	40 cm	40 cm
Bag capacity	320 L	320 L
Overall dimensions	242x106x116 cm	242x106x116 cm
Mulching/Side discharge	optional/not available	optional/not available
Weight	270 Kg	278 Kg



< 9000 m<sup>2</sup>



### EF 125/23 H

Displacement	724 cm <sup>3</sup>
Engine make/model	B&S V-Twin Intek 8230 OHV series
Cutting width	125 cm
Cutting height	30-90 mm, 7 positions
Propulsion	hydrostatic
Speed	from 0 to 9.0 km/h in forward drive from 0 to 4.0 km/h in reverse drive
Turning radius	70 cm
Bag capacity	310 L (with electrically controlled emptying as standard)
Overall dimensions	251x119x130 cm
Mulching/Side discharge	standard/not available
Weight	275 Kg



## Professional all-terrain Garden Tractors

Rugged and reliable, professional all-terrain garden tractors are suitable for managing large size surface areas of up to 9,000 m<sup>2</sup>. These machines are designed for clearing and tidying overgrown areas with thick vegetation and on uneven and sloping ground where pick-up is not required. These garden tractors are equipped with various devices to facilitate the work of the operator, such as the hydrostatic transmission controlled by a single pedal for travel direction and speed, the self-locking differential and the cutter drive electromagnetic clutch.

Only available  
in certain markets



### TUAREG 92 EVO

### TUAREG 92 EVO 4x4

Displacement	570 cm <sup>3</sup>	627 cm <sup>3</sup>
Engine make/model	B&S Vanguard V-Twin	B&S Vanguard V-Twin
Cutting width	92 cm	92 cm
Cutting height	50-120 mm, 6 positions	50-120 mm, 6 positions
Propulsion	hydrostatic self-locking differential	hydrostatic 4 WD self-locking differential
Speed	from 0 to 8.5 Km/h in forward drive from 0 to 4.5 Km/h in reverse	from 0 to 9.0 Km/h in forward drive from 0 to 5.0 Km/h in reverse
Turning radius	65 cm	65 cm
Overall dimensions	231x101x151 cm	231x101x151 cm
Mulching/Side discharge	standard/not available	standard/not available
Weight	317 Kg	350 Kg

# Accessories for Garden Tractors



	Part number	Machines										
		ZEPHYR 72/13 H	ZEPHYR 72/12,5 K H	98 L	108 L	84	92	106	95	105	125	TUAREG EVO 4x2 – 4x4

### Mulching kit

This kit serves to shred grass cuttings into very fine particles and distribute them around the base of the grass stems, leaving a perfectly clean lawn and ensuring a clean and uniform cut.

	Mulching kit	6813 0438	●															
		6813 2062		○														
		6805 0016			●													
		6805 0017				●												
		6805 0003					●											
		6812 0005A														○		
		6812 0025								○								
		6805 0012										●						
		6805 0013											●					
		6804 0001												●				

### Discharge deflectors

To discharge the grass cuttings onto the lawn surface when working.

	Rear deflector	6813 0404	○	○														
		6805 0006					○											
		6812 0003						○										
		6805 0011								○	○	○						
	Side deflector	6813 0591	●															
	Side discharge conversion kit	6813 2044		○														

### Electrical grass catcher emptying kit

	Electrical grass catcher emptying kit	6805 0014										○	○	●			
--	---------------------------------------	-----------	--	--	--	--	--	--	--	--	--	---	---	---	--	--	--

### Steering wheel knob

Increases ergonomic comfort while driving the tractor or emptying the grass catcher, allowing the operator to steer the vehicle with just one hand.








	Steering wheel knob	6813 0600	○														
--	---------------------	-----------	---	--	--	--	--	--	--	--	--	--	--	--	--	--	--

### Battery charger

To keep the battery in good working order during periods of disuse, ensuring the optimum charge level and longer lifetime.

	Battery charger	6813 0481	●	●	●	●	●	○	○	●	●	●	○	○			
--	-----------------	-----------	---	---	---	---	---	---	---	---	---	---	---	---	--	--	--

# Accessories for Garden Tractors

	Part number	Machines													
		ZEPHYR 72/13 H	ZEPHYR 72/12,5 K H	98 L	108 L	84	92	106	95	105	125	TUAREG EVO 4x2 - 4x4	TONKAWA 110 4x4		
<b>Towing kit</b> Makes it possible to tow a small trailer.															
	Towing kit	6813 0458	●	○											
		6805 0004			○	○									
		6805 0005					○								
		6812 0007											○		
<b>Snow blade</b> Extremely robust metallic blades, ideal for clearing snow from steps and pedestrian access ways. Available with rubber scraper.															
	Snow blade with rubber edge	6812 0009A							○				○		
		6812 0026					○								
	Snow blades complete with coupling flange	6805 0015							○	○	○				
	Snow blade connection lunge	6812 0031						○							
		6812 0015												○	
		6812 0027						○							
	6805 0008								○	○	○				
<b>Snow chains</b> For enhanced grip and traction when working on snow-covered terrain. Easy fitting and removal.															
	Snow chains for 20 x 10-8 wheels	6812 0014							○	○	○				
	Snow chains for 23 x 10.50-12 wheels	6805 0009									○	○			
<b>Ballast weight</b> Front-end ballast weight necessary for providing increased grip and stability to the tractor when working on snow-covered terrain. For use in combination with snow shovel.															
	Ballast weight 50 kg	6812 0013							○						
<b>Bumper kit</b> Fitted to the front of the machine for greater impact protection.															
	Bumper kit	6805 0018									○	○	○		
<b>Trailer</b> Lightweight and durable, ideal for transporting grass cuttings, green waste or other material. Detachable steel frame with reinforced bar. Dimensions: 72 x 103 x 28 cm. Max load capacity approx. 230 Kg.															
	Trailer	6813 0005A	○	○	○	○	○	○	○	○	○	○	○	○	
<b>Lawn roller</b> Lawn roller, perfect for soil compaction after sowing.															
	Lawn roller	6805 0010	○	○	○	○	○	○	○	○	○	○	○	○	







# Treatments and irrigation

Water Pumps	
<p>■ IRRIGATING PLANTS, VINEYARDS, ORCHARDS</p>	<p>Self-priming Water Pumps</p> <hr/> <p>Not self-priming Water Pumps</p>
Backpack Mistblowers	
<p>■ DISINFESTING PLANTS, VINEYARDS, ORCHARDS</p>	<p>Backpack Mistblowers</p>
Backpack Sprayers	
<p>■ SPRAYING PLANTS, VINEYARDS, ORCHARDS</p>	<p>Backpack Sprayers</p>

# Efco water pumps: readily accessible water power to irrigate the soil.

## Technology and comfort

The complete range of **Efco** water pumps complies both with the needs of home users and with those of professionals, for use in agriculture and on building sites. Lightweight and practical but simultaneously rugged and exceptionally reliable through time, these units are designed for the irrigation of plants, vineyards and allotments or for emptying duties. **Efco** water pumps feature a high suction head to flow rate ratio for the utmost flexibility in all working conditions and optimal efficiency, also when located at a distance from water sources.



1



2

1 The high flow rate and extended work cycle allow these pumps to offer top-quality, non-stop performance.

2 Thanks to its plastic body (**MP 3000**), the machine is extremely light.




3



4

3 Tough tubular steel frame facilitating transport of the machine and affording protection from accidental impact (**PA 1050**).

4 Tough aluminium pump casing ensures maximum long-term durability (**PA 1050, PC 1050**).



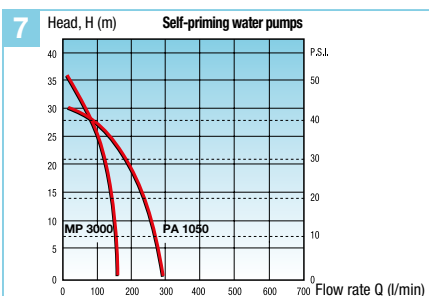
5



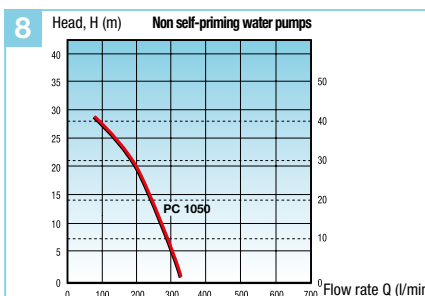
6

5 Steel crankshaft and piston with 2 rings guarantee prolonged service life.

6 Generous capacity fuel tanks allowing long hours operation between refuelling stops.



7



8

7 Self-priming water pumps:

**Efco** models are characterised by an excellent Head/Flow Rate ratio.

8 Non self-priming water pumps:

**Efco** models are characterised by an excellent Head/Flow Rate ratio.

## Guide to water pump selection

### MP 3000

Total length of pipeline Ø 25 mm	Total head H (m)							
	1.5	3	5	10	15	20	25	30
5	137	132	128	124	108	98	72	57
20	108	104	100	89	76	63	57	41
50	82	79	76	67	58	46	33	12
100	62	60	57	50	43	34	25	10
200	46	44	42	37	32	25	16	
500	28	27	25	22	20	15		

L (m) ← Flow rate Q (l/min) →

### PA 1050

Total length of pipeline Ø 40mm	Total head H (m)							
	1.5	3	5	10	15	20	25	30
5	266	260	247	205	185	150	100	50
20	240	230	220	195	167	132	85	45
50	202	195	185	165	142	115	72	40
100	170	162	157	140	118	98	70	37
200	130	127	120	107	92	76	55	
500	90	87	82	72	63	51	40	

L (m) ← Flow rate Q (l/min) →

### PC 1050

Total length of pipeline Ø 40mm	Total head H (m)							
	1.5	3	5	10	15	20	25	30
5	308	300	286	250	205	160	120	55
20	270	260	250	220	185	150	100	53
50	222	212	203	180	152	123	90	50
100	177	171	165	148	125	102	78	40
200	137	130	125	110	98	80	58	
500	90	88	82	75	65	52	40	

L (m) ← Flow rate Q (l/min) →

## Proper maintenance of water pump

### Routine maintenance of self-priming/non self-priming water pumps

- After every 10 hours operation, clean the **air filter** (metal strainer version) with petrol, dry off and refit; for versions with foam or cloth air filter, shake the element out thoroughly and blow clean with compressed air. Replace if damaged.
- Periodically, check the condition of the **fuel filter**; on versions with float-type carburettor, the filter is located on the carburettor fuel line fitting and should be cleaned with petrol. For versions with diaphragm carburettor, replace the filter if dirty.
- Clean the **spark plug periodically** and check the **electrode gap** (0.5 mm); on 4-stroke versions, check the **level of the oil** after every 10 hours operation and renew after 50 hours.

### Major servicing

- Every 300 hours, check the **suction/discharge** balance.
- At least once a year, inspect the **diaphragms** of the high-pressure pump and **replace** if necessary.
- **Renew the oil** and check the **tightness of the bolts** securing the pump assembly.



## Self-priming Water Pumps


Self-priming water pumps are ideal for irrigation of gardens and small crop cultivation areas. Compact, extremely lightweight and reliable, these machines provide running time of one hour with a full tank. Model **MP 3000** features significantly reduced noise levels and vibration thanks to the new engine configuration, with its lower speed operating setting. Model **PA 1050** is designed to offer even greater resistance for intensive and prolonged use, with forged steel crankshaft and connecting rod.



	MP 3000	PA 1050
Power	1.3 HP – 1.0 kW	2.1 HP - 1.6 kW
Displacement	30 cm <sup>3</sup>	50.2 cm <sup>3</sup>
Max. flow rate/Max. head	150 L/min/36 m	270 L/min/30 m
Suction Ø/Delivery Ø/Suction head	1"/25.4 mm/7 m	1.5"/38.1 mm/7.3 m
Pump type	centrifugal	centrifugal
Fuel tank capacity	0.83 L	1.10 L
Sound pressure/power level	99.3/102 dB(A)	88/100.8 dB(A)
Total dry weight	5.5 Kg	8.5 Kg

## Not self-priming Water Pumps

The non self-priming water pump is the optimal solution for handling high liquid flow rates, thanks also to its long operating time. This unit is equipped with a practical carry handle for easy transport and a solid tubular steel frame to protect it from accidental impact. The **PC 1050** non self-priming water pump is designed to provide lasting operation with reduced wear, thanks to the rugged pump body in aluminium and the ceramic mechanical seals.



	PC 1050
Power	2.1 HP - 1.6 kW
Displacement	50.2 cm <sup>3</sup>
Max. flow rate/Max. head	320 L/min/30 m
Suction Ø/Delivery Ø/Suction head	1.50"/38.1 mm/7.3 m
Pump type	centrifugal
Fuel tank capacity	1.10 L
Sound pressure/power level	88/100.8 dB(A)
Total dry weight	6.5 Kg

# Accessories for Water Pumps

	Part number	Machines			
		PA 1050	MP 3000	PC 1050	
<b>Fittings and water filler kit</b> Kit of reducer fittings complete with seals to ensure perfect watertightness and high performance. Allow easy connection between pump and the most commonly available rubber hoses.					
	1" fittings kit	3400 0002R	●	●	
	Water filter with 1" fitting	3400 00001	●	●	
	Spiral hose Ø 1" length 4 m	3400 00031		○	
	1" 1/2 fittings kit	3410 00016A	●		●
	Water filter with 1" 1/2 fitting	3410 00017	●		
	Optional curved fitting kit with 1" 1/2 to 1" reduction	3410 00102	●		
	Water filter with 1" 1/2 fitting and foot valve	3320 00010R			●

# Easy to handle, versatile and smart: high performance for your groundcare requirements.

## Technology and comfort

The backpack mistblowers are a paradigm of ergonomics and efficiency, combining top performance and operator comfort. The controls located on the handle are perfectly accessible, the tanks are generously sized, and the aluminium fan is safe and efficient. The petrol engine guarantees reliability and a long working life, while the adjustable jet allows the machine to be adapted to suit the type of treatment to be performed and the type of vegetation involved.



**1** The opening angle of the jet can be adjusted rapidly and conveniently without having to stop working, enabling treatment to be customised according to each individual type of vegetation.

**2** Accessing the filter is extremely easy, and does not require the use of tools, for easier maintenance.

**3** The controls are readily accessible and the handle can be easily adjusted in accordance with the crops to be treated, also with a forward angle for the optimal wrist position when spraying with the tube positioned vertically.

**4** Machine equipped with optional booster pump to increase the liquid throw for better results on taller vegetation (**AT 8000**).

**5** The optional ULV kit allows optimal atomisation of the sprayed liquid to ensure targeted treatment, eliminating overspray and wastage of product.

**6** The booster pump for the **AT 900** mistblower maintains constant mixing of the solution of liquids in the tank and is available also in a boost and fill version to fill the tank without having to remove the backpack.

**7** Maximum user comfort thanks to the ergonomic harness and vibration-damping system of the frame. Fastening the shoulder straps directly the tank on model **AT 900** has made it possible to lower the mistblower's centre of mass, thus minimising oscillation during movements.

**8** Easy-to-install powder kit affords numerous options for selection of the quantity delivered.



# Backpack Mistblowers



## Guide to backpack mistblower selection

		COUNTRYSIDE	URBAN
DISINFESTING PLANTS, VINEYARDS, ORCHARDS	Backpack Mistblowers		AT 800 AT 8000 AT 900

## Proper maintenance of backpack mistblower

- Periodically, inspect the **air filter**, and replace if damaged; inspect the **fuel filter**, and replace if dirty.
- Check the **spark plug** periodically and check the **electrode gap** (0.5 mm).
- Clean the **fan cowl** periodically, freeing the grill of dirt and debris.
- Clean the **cylinder fins** periodically, removing dirt and debris with a brush and compressed air.
- Remove the **flame-trap mesh** from the exhaust silencer once a week, and clean off carbon deposits.
- Inspect the **liquids filter**, wash in clean detergent and dry off; clean the **ULV filter** by blowing compressed air through the six orifices.
- When using a mistblower to deliver notably aggressive chemicals, check and/or replace the **seals**.
- Clean the equipment thoroughly after each treatment.

## Backpack Mistblowers

For treatment and pest control of crops, small plantations and nurseries. These machines can deliver liquids (such as fungicides and pesticides) or powders. The mistblowers have an ergonomic harness and frame mounted on a vibration-damping system for the maximum user comfort; specifically, on model **AT 900** the shoulder straps are fastened directly to the tank, thus lowering the mistblower's centre of mass and minimising oscillation of the machine during movements.



**AT 800**

**AT 8000**



**AT 900**

Power	5.0 HP - 3.7 kW (SAE)	5.0 HP - 3.6 kW
Displacement	72.4 cm <sup>3</sup>	77 cm <sup>3</sup>
Max. air flow	16.0 m <sup>3</sup> /min	27 m <sup>3</sup> /min
Air speed	120 m/sec	105 m/sec
Liquid delivery rate	0.5 ÷ 3 L/min	0.1 ÷ 3.5 L/min
Liquid tank capacity	14 L	17 L
Sound pressure/power level	95.7/109.6 dB(A)	103/115 dB(A)
Lh/rh vibration level	< 2.5 m/s <sup>2</sup>	< 2.5 m/s <sup>2</sup>
Weight	12.5 Kg	11.8 Kg

# Accessories for backpack Mistblowers

	Part number	Machines		
		AT 2062	AT 800/AT8000	AT 900
<b>Dusting kit</b> Conversion kit for treatment based on microgranule chemical powder. Rather than entering into contact with the fan, the powder/granules are conveyed directly into the blower tube.				
	Dusting kit	3652 00114	<input type="radio"/>	
		5602 2014	<input type="radio"/>	
		5606 2004		<input type="radio"/>
<b>Diffusers kit</b> Allow the operator to direct or reduce the intensity of the liquid jet in accordance with application directions of the treatment liquids.				
	Double jet kit	3651 00062A	<input type="radio"/>	
	Kit containing 3 diffusers	5606 2003		<input type="radio"/>
<b>ULV kit</b> Provides optimal atomization of the sprayed liquid to ensure targeted treatment eliminating overspray and wastage of product. For model <b>AT 2062</b> we recommend use in combination with the booster pump kit, code <b>3652 00273R</b> .				
	ULV kit	3652 00203A	<input checked="" type="radio"/>	<input type="radio"/>
		5606 2005		<input type="radio"/>
<b>Booster pump</b> The booster pump keeps the solution of liquids in the tank thoroughly mixed, increasing and stabilizing the delivery flow rate of the product. The booster and filler version allows the tank to be filled without obliging the operator to take off the backpack.				
	Booster pump kit	3652 00273R	<input checked="" type="radio"/>	<input type="radio"/>
	Booster pump kit	5606 2001		<input type="radio"/>
	Booster and filler pump kit	5606 2002		<input type="radio"/>
<b>Kit for conversion of mistblower to blower</b> Kit for easy conversion of backpack mistblower to professional blower.				
	Conversion kit from mistblower to blower	5602 0129	<input type="radio"/>	
<b>Extension tubes kit</b> Extension tubes make it possible to change the blower tube terminal angle to adapt the jet for different treatment types.				
	Extension tubes kit	5606 2006		<input type="radio"/>


● standard equipment ○ compatible tools



# Practical and powerful: the backpack sprayers that know no limits.

## Technology and comfort

Ideal for targeted and selective treatments without wastage of effort or chemicals, **Efco** backpack sprayers offer the facility to adjust jet pressure and atomisation fineness by means of two practical knobs. The sprayers are very easy to start, thanks to the Primer and Lift Starter devices. They can also be equipped with multijet lances having from 1 to 5 holes, for differentiated treatments on large size crops or in situations in which different levels of pressurisation and atomisation are required. The 670 mm extension is invaluable for targeted treatments in hard-to-reach positions. More than one extension can be used at the same time.



**1** The sprayer features a convenient knob for regulating pressure up to a maximum of 35 bar.

**2** Thanks to the Lift Starter device the backpack sprayer is super easy to start.

**3** Handy manual adjustment of spray atomization.

**4** Tank breather system preventing leaks and spills, even accidental.

**5** Easy access to air filter and spark plug for swift and simple maintenance.

**6** Frame with soft, generously proportioned cushion; broad straps in breathable material.

**7** Ample selection of nozzles with two, three and four orifices for crops presenting large surface areas.





## Guide to backpack sprayer selection

		HOME	COUNTRYSIDE	URBAN
SPRAYING PLANTS, VINEYARDS, ORCHARDS	Backpack Sprayers		IS 2026	

## Proper maintenance of backpack sprayer

- Inspect the **air filter**, and replace if clogged or damaged.
- Check the condition of the **fuel filter** periodically; if soiled excessively, discard and fit a replacement.
- Clean the **cylinder fins** periodically, removing dirt and debris with a brush and compressed air.
- Periodically, clean the **spark plug** and check the **electrode gap** (0.5 mm).



# Backpack Sprayers

Long working time thanks to the high capacity tank and low fuel consumption. High mechanical strength also during prolonged operation in difficult conditions, thanks to the brass pump with its exceptional resistance to corrosion and extreme durability.






## IS 2026

Power	1.2 HP - 0.9 kW
Displacement	25.4 cm <sup>3</sup>
Liquid tank capacity	25 L
Max. delivery rate	8 L/min
Max. pressure	35 Kg/cm <sup>2</sup>
Sound pressure/power level	93/101 dB(A)
Vibration level	< 2.5 m/s <sup>2</sup>
Weight	9.0 Kg












## Accessories for Backpack Sprayers



		Part number	Machines
			IS 2026
<b>Extension</b>			
Modular 670 mm extension (more than one can be used simultaneously) for targeted treatment in hard-to-reach positions.			
	Extension	S011 1000R	<input type="radio"/>
<b>Jets</b>			
Broad choice of jets with from 1 to 5 holes for differentiated treatments on large surface area crops or in situations in which different atomisation levels or pressures are required.			
	Complete adjustable 1-hole jet Ø 1.4 mm	S011 2000R	<input type="radio"/>
	Standard round jet Ø 1.4 mm	S011 2002	<input type="radio"/>
	Optional round jet Ø 1.0 mm	5601 0021	<input type="radio"/>
	Optional round jet Ø 0.8 mm	5601 0022	<input type="radio"/>
<b>Fixed lances</b>			
Vast range of lances for specific treatment of trees or vegetation that require increased product diffusion (available with 2 to 5 jets).			
	Fixed 2-jet lance with 0.5 mm diameter holes	S011 3000	<input type="radio"/>
	Fixed 3-jet lance with 0.5 mm diameter holes	S011 4000	<input type="radio"/>
	Fixed 4-jet lance with 0.5 mm diameter holes	S011 5000	<input type="radio"/>
	Fixed 5-jet lance with 0.5 mm diameter holes	S011 6000	<input type="radio"/>

compatible tools

# Accessories for Backpack Sprayers

		Part number	Machines
			IS 2026
<b>Connections</b>			
	Single jet kit with one 0.5 mm diameter hole	<b>5601 2019</b>	<input type="radio"/>
	Two-way connection with 0.5 mm diameter jets	<b>5601 0023A</b>	<input type="radio"/>
	0.5 mm diameter jet (for 2-way connection)	<b>5601 0024A</b>	<input type="radio"/>
<b>Bell attachment for localized weed control</b> Ideal for localized weed control treatment. Complete with jet and connection.			
	Bell attachment for localized weed control	<b>5601 0019R</b>	<input type="radio"/>
	Standard 0.15 mm diameter jet	<b>5601 0020</b>	<input type="radio"/>
<b>Complete spraygun</b> Complete adjustable spraygun with 1.7 mm diameter jet. The handle can be operated progressively to provide intensive atomization of the liquid from diffused to a single powerful high-precision jet. The adjustable locking ring makes it possible to set a variety of intermediate positions.			
	Complete adjustable spraygun with 1.7 mm diameter jet	<b>5601 0025</b>	<input type="radio"/>
	Standard 1.7 mm diameter jet for complete spraygun	<b>5601 0026</b>	<input type="radio"/>
	Optional 1.4 mm diameter jet for complete spraygun	<b>5601 0027</b>	<input type="radio"/>
<b>Double outlet connection</b> Fitting for connection of a second lance for multiple treatments.			
	Double outlet connection	<b>S012 4000</b>	<input type="radio"/>
<b>Professional handle for lance</b> Professional handle for enhanced comfort and improved treatment precision. Equipped with filter to remove impurities from liquid arriving from tank.			
	Professional handle for lance	<b>S013 0000</b>	<input type="radio"/>
<b>Double lance kit</b> The backpack sprayer is prearranged for use with 2 spray lances. By means of a 2-way connection, in addition to the standard lance supplied with the unit the operator can connect a second lance for multiple treatments.			
	Double lance kit with 2-way connection	<b>5601 2020A</b>	<input type="radio"/>

o compatible tools







# Preparing the grown

## Rotary Tillers

Compact Rotary Tillers

Medium power Rotary Tillers

## Earth Augers

Medium power Earth Augers

Professional Earth Augers

**SOWING AND CULTIVATING**

**DRILLING THE SOIL**

Rugged and reliable, **Efco** rotary tillers prepare the terrain for small and large-scale landscaping projects.

## Technology and comfort

**Efco** rotary tillers are rugged and reliable, manoeuvrable and easy to use. Safe and made of materials capable of guaranteeing lasting strength, **Efco** rotary tillers are a valid aid for gardeners, smallholders and landscapers working on medium sized plots. For higher levels of comfort, certain models are equipped with handlebars with height adjustment to adapt to the operator's stature, and lateral adjustment for easier working alongside crop rows without having to walk over previously tilled ground. Several accessories can be fitted to the machine, including an adjustable furrower and steel or tyred wheels, making it a multipurpose tool for use in the allotment and in the garden.




**1** The chain guard is reinforced to withstand flying stones and accidental impact.

**2** The front wheel is included for transport purposes, and can be raised when the machine engages the soil.



**3** All models are equipped with the latest generation OHV engines that offer optimal performance and reduced fuel consumption.

**4** External gear selector, ergonomically designed and easily accessible.



**5** The handlebars are fully adjustable: up and down, to adapt to the user's height and build, and sideways (offset), allowing the operator to walk alongside crops without treading on the freshly turned soil (**MZ 2075**).

**6** Towing hitch (**MZ 2075, MZ 2098**).



**7** Oil-bath gear drive for high mechanical strength and reduced maintenance (**MZ 2098**).

**8** Broad choice of accessories for use of the rotary tiller as a plough, scarifier or rotary brush (depending on the model).





## Guide to rotary tiller selection

		HOME	COUNTRYSIDE
SOWING AND CULTIVATING	Compact Rotary Tillers	MZ 2030	
	Medium power Rotary Tillers	MZ 2075 RK MZ 2098 RK	

## Proper maintenance of rotary tiller

- Change the **engine oil** after every 6 months or 50 hours of use.
- Check the **fuel filter** periodically, replace if damaged or excessively soiled.
- Clean or replace the **air filter** periodically.
- Keep the **cooling circuit** clean, and clean or replace the spark plug periodically.
- Clean the **cylinder fins** periodically by brushing, or blasting with compressed air.
- Periodically lubricate the **mechanical linkages, control cables and belt tensioner pivot** with oil.
- Check the **condition of the blades** periodically and sharpen or replace as necessary.
- At least once during every season, **check the tightness of all nuts and bolts**, especially those of the blade rotor.
- Inspect and adjust the **tensioner and propulsion control cables**.

## Compact Rotary Tillers

Ideal for home users with small allotments and gardens, the **MZ 2030** compact rotary tiller is designed for seedbed preparation (e.g. for lawns) and for digging furrows for planting flowers, shrubs and vegetables. Thanks to its versatility, this rotary tiller can extend its range of action: equipped with a roller brush can sweep up dust, cutting residues and trash from patios, pavements, covered walkways and steps, with the scarifier accessory the machine can remove moss and weeds from a lawn, while the plough accessory allows it to work the soil to greater depths.



Home Plus  
POWERED BY HONDA

### MZ 2030

Engine make/model	Honda GX 25 OHV
Displacement	25 cm <sup>3</sup>
Gearbox	1 forward speed
Rotor	2+2 blades - 30 cm
Handlebars	reversible
Transmission	in aluminium
Dimensions	125x100x30 cm
Weight	14 Kg

#### Accessories for MZ 2030

##### Roller brush

Brush with rollers for keeping porches, patios and steps free from dust, green waste and small debris.



Roller brush 6860 2002

#### Accessories for MZ 2030

##### Scarifier

Scarifier for freeing turf of moss and thatch, thereby allowing the lawn to breathe.



Scarifier 6860 2003

#### Accessories for MZ 2030

##### Plough

Tool for deeper furrowing and preparation of the ground prior to tillage.



Plough 6860 2004

## Medium power Rotary Tillers

Compact and lightweight, medium power rotary tillers are designed for the care and maintenance of allotments, gardens and plots of medium size, and also smaller spaces and around low height plants. Manoeuvrable, lightweight, and easy to use. The handlebars are adjustable to all positions so they can be adapted to match the preferences of any user or working situation; model **MZ 2098 RK** has a practical lever on the handlebars for horizontal adjustment.



Home Plus  
Emak

### MZ 2075 RK

Engine make/model	Emak K 800 HT OHV
Displacement	182 cm <sup>3</sup>
Gearbox	1 forward speed + 1 reverse
Rotor	3+3 blades – 82 cm reducible to 55 cm, with protection discs
Handlebars	fully adjustable
Dimensions	140x80x82 cm
Weight	57 Kg












toughTech  
Emak

### MZ 2098 RK

Engine make/model	Emak K 800 HC OHV
Displacement	182 cm <sup>3</sup>
Gearbox	2 forward speed + 1 reverse
Rotor	3+3 blades – 85 cm reducible to 60 cm, with protection discs
Handlebars	fully adjustable
Dimensions	163x105x85 cm
Weight	63 Kg

# Accessories for Rotary Tillers

	Part number	Machines						
		MZ 2075 RK	MZ 2080 RKS	MZ 2080 RPS	MZ 2090 RXS	MZ 2097 RKS	MZ 2098 RK	
<b>Furrowers and ploughs</b> Ideal for deep furrowing of hard and uncultivated terrain and to prepare the ground for tillage.								
	Adjustable furrowing tool with attachments	<b>6860 0006</b>		○	○	○		
	Adjustable furrower	<b>6920 9081</b>	1				2	2
	Adjustable plough	<b>6920 9082</b>	1				2	2
	Potato digger	<b>6920 9083</b>	1				2	2
<b>Wheels</b> Lateral transport wheels to easily move the machine on hard surfaces in case of different activities on the soil.								
	Lateral transport wheels Ø 420 mm	<b>6860 0001</b>		○	○	○		
	Pair of tyred wheels 3.50-6"	<b>6920 9089</b>					○	○
	Pair of tyred wheels 3.50-8"	<b>6920 9114</b>					○	○
	Pair of metal wheels	<b>6920 9084</b>	○					
		<b>6920 9116</b>					○	○
	Pair of steel wheels dia. 280x50 mm	<b>L0065000</b>		○	○	○		


○ compatible tools 1 requires tool holder **6920 9087** 2 requires tool holder **6920 9088**



# Power, manoeuvrability and precision for drilling all types of terrain.

## Technology and comfort

**Efco** earth augers are ideal for drilling holes for vines or trees, greenhouse poles, fence uprights and lamp posts. Our models offer high stress resistance under the most extreme conditions and in all working environments.



**1** One-man operated models have an ergonomically designed handle for optimum comfort, and are equipped with a lever preventing accidental acceleration.

**2** The two-man operated model incorporates an automatic safety switch that will shut off the engine if the handles are released.

**3** Quick-fit pinned spigot-socket coupler for swift attachment and replacement of bits.

**4** Generous range of bits, adapters and extensions for maximum versatility of use.

**5** Diaphragm carburettor allows the machine to operate in any position without leakage of fuel.

**6** A handy lever can be used to shift from forward drive through idle to reverse in swift succession, and allow removal of the bit from the soil with minimal effort.

## Guide to earth auger selection

		HOME	COUNTRYSIDE
DRILLING THE SOIL	Medium power Earth Augers	TR 1551	
	Professional Earth Augers		TR 1585 R

## Proper maintenance of earth auger

- Clean the air filter every 10 hours of operation; replace the filter if excessively soiled or damaged.
- Check the state of the **fuel filter periodically**, and replace if necessary.
- To ensure efficient cooling, clean the **cylinder fins** by brushing, or blasting with compressed air.
- Clean the **spark plug periodically** and check the **electrode gap**.
- After every 100 hours of use, change the **grease in the gear case**.
- Inspect the bit regularly for signs of wear and damage.
- Check the **flight and the pilot tip**, sharpening or replacing as necessary.

## Medium power Earth Augers

A medium-power earth auger is ideal for small drilling operations on rural terrain, such as for planting vines or trees, or for drilling holes for greenhouse poles or fence uprights. In this case the job can be done by just one operator. Model **TR 1551** is particularly safe and comfortable: all the controls are combined on the ergonomic handgrip, including a safety lever to protect against uncontrolled acceleration.



### TR 1551

Power	2.1 HP - 1.6 kW
Displacement	50.2 cm <sup>3</sup>
Reduction ratio	40 : 1
Bit diameter	8-10-15-20 cm
Sound pressure/power level	100/108 dB(A)
Lh/rh vibration level	13.5/13.5 m/s <sup>2</sup>
Weight without bit	9.1 Kg



## Professional Earth Augers

The use of a professional earth auger is recommended for drilling over large areas or into hard and difficult soil. Carrying out this type of work in a rural or urban environment, such as when installing street lighting, is a two-man job that requires a high-power tool. Model **TR 1585 R** is equipped with double handles that can be folded for easy transport and an automatic safety switch to stop the engine if the controls are released.



### TR 1585 R

Power	5.7 HP - 4.2 kW
Displacement	80.7 cm <sup>3</sup>
Reduction ratio	85 : 1
Bit diameter	from 8 to 50 cm
Sound pressure/power level	96/108 dB(A)
Lh/rh vibration level	12/12 m/s <sup>2</sup>
Weight without bit	30.6 Kg



## Accessories for Earth Augers



	Part number	Machines	
		TR 1551	TR 1585 R
<b>Drill bits</b>			
Available in single or double flute versions (double flutes ensure more efficient penetration and facilitate the discharge of earth). Equipped with tip and flute made of special steel to ensure top performance and excellent resistance to wear.			
	Single flute bit ø 8x100 cm	3751 00028A	○ ○
	Single flute bit ø 10x100 cm	3751 00029A	○ ○
	Single flute bit ø 15x100 cm	3751 00030A	○ ○
	Single flute bit ø 20x100 cm	3751 00031A	○ ○
	Single flute bit ø 25x85 cm (*)	5303 0061	○
	Single flute bit ø 30x85 cm (*)	5303 0062	○
	Double flute bit ø 25x100 cm	0282 00297	○
	Double flute bit ø 30x100 cm	0282 00298	○
	Double flute bit ø 40x100 cm	0282 00306	○
	Double flute bit ø 50x100 cm	0282 00253	○
<b>Extensions</b>			
To obtain greater drilling depth.			
	60 cm extension for single flute bit ø 25-30-35 cm	0282 00287	○
	38 cm extension for double flute bits	0282 00289	○
	30 cm extension with cotter pin	3751 00115	○
	Connection adapter + plugs	0282 00354	○

\* does not require connection adapter + plug kit, product number 0282 00354 ○ compatible tools







## Blowers and Vacuum Cleaners

■ BLOWING AND COLLECTING LEAVES

Handheld Blowers and Vacuum Cleaners

■ BLOWING OLIVES, HAZELNUTS

Backpack Blowers

## High-pressure Washers

■ WASHING THE CAR, WASHING THE OUTSIDE FLOORING

Cold water High-pressure Washers

Hot water High-pressure Washers

# Air to keep your outdoor spaces clean, from the garden to the drive: a solution for home users and professionals alike.

## Technology and comfort

Silent, lightweight and easy to use, **Efco** blowers and vacuum cleaners are valid, reliable work companions. Powerful and efficient tools designed to clear leaves, olives, hazelnuts and small debris from any surface: in private settings, to clear small areas (handheld blowers), and for professional use on farmland and in large urban spaces (backpack blowers).




**1** “VibCut” professional anti-vibration system, utilizing mounts with 4 steel springs to isolate the operator totally from machine vibrations.

**2** Rubber covered handle ensures a firm and comfortable grip on the machine, while at the same time isolating the hands of the operator from vibrations.




**3** Vacuumed material is chopped up by a rotor with 4 steel blades (standard feature) to reduce the volume when inside the bag, down to 1/12 of original size, so that more work can be done with fewer emptying stops.

**4** Double bladed fan delivers high performance in terms of air flow and velocity, while increasing the cooling capacity of the engine.



**5** Paper air filter with increased capacity and filtration surface area; allows efficient and quick maintenance and is more durable.

**6** Digital coil with variable ignition advance and flywheel with new fin geometry: engine guaranteed to run more smoothly, and cooling rendered more efficient.



**7** Ergonomic backpack equipped with large and comfortable support area, minimises the transmission of vibration to the operator (**SA 2062**, **SA 9000**).

**8** The controls are readily accessible and the handle can be easily adjusted in accordance with the operator’s stature.



## Guide to blower and vacuum cleaner selection

		HOME	COUNTRYSIDE	WOODLAND	URBAN
<b>BLOWING AND COLLECTING LEAVES</b>	Handheld Blowers and Vacuum Cleaners	SA 3000			
<b>BLOWING OLIVES, HAZELNUTS</b>	Backpack Blowers			SA 2062 SA 9000	

## Proper maintenance of blower and vacuum cleaner

- After every 10 hours operation, clean the **air filter** by shaking out thoroughly; replace if damaged or worn.
- Check the condition of the **fuel filter** periodically; if soiled excessively, discard and fit a replacement.
- Clean **the cylinder fins** regularly, using a brush or compressed air.
- Periodically, clean the **spark plug and check the electrode gap** (0.5 mm).
- Check the condition of the **exhaust silencer**; in the case of the 62 cm<sup>3</sup> version, remove the **flame-trap mesh** from the silencer after every 30/40 hours operation and clean off carbon deposits.



## Handheld Blowers and Vacuum Cleaners

Ideal to clear the garden of leaves and other small debris or grass cuttings, the handheld blower is designed to get the job done quickly and efficiently. Model **SA 3000** combines high performance with silent operation, so it can be used in built-up residential areas. This model also features very low vibration levels, thanks to the rubber-clad handle and VibCut professional antivibration system, to ensure the maximum operator comfort at all times. With the dedicated conversion kit, which is available to order, the appliance can be converted into a handy vacuum cleaner with a 36 litre collection bag to create a practical tool for the removal of leaves, grass cuttings or light debris.



Vib Cut

### SA 3000

Power	1.3 HP - 1.0 kW
Displacement	30.5 cm <sup>3</sup>
Max air volume	12.0 m <sup>3</sup> /min - 720 m <sup>3</sup> /h
Max air speed	70 m/sec
Collection bag capacity	36 L
Sound pressure/power level	88.5/99 dB(A)
Vibration level	3.5 m/s <sup>2</sup>
Dry weight, without blower tube	4.5 Kg

## Backpack Blowers

Backpack blowers are designed to operate readily and accurately, ensuring superior performance levels while optimising job completion times. Models **SA 2062** and **SA 9000** are designed for use in rural areas for clearing spaces such as farmyards and forecourts, and in the city, for clearing parks, stadiums, flowerbeds and roads. They are also ideal for moving and compacting fruit and other produce as it falls from the tree. Low weight plus high air velocity and air delivery volume mean these tools can guarantee practicality, power and high performance.



### SA 2062





Power	4.5 HP - 3.3 kW
Displacement	61.3 cm <sup>3</sup>
Max. air volume	20 m <sup>3</sup> /min - 1200 m <sup>3</sup> /h
Max. air speed	90 m/sec
Fuel tank capacity	2.3 L
Sound pressure/power level	75/110.1 dB(A)
Lh/rh vibration level	< 2.5 m/s <sup>2</sup>
Dry weight, without blower tube	9.4 Kg



### SA 9000

Power	5.0 HP - 3.6 kW
Displacement	77 cm <sup>3</sup>
Max. air volume	27 m <sup>3</sup> /min - 1620 m <sup>3</sup> /h
Max. air speed	105 m/sec
Fuel tank capacity	2.3 L
Sound pressure/power level	103/105 dB(A)
Lh/rh vibration level	< 2.5 m/s <sup>2</sup>
Dry weight, without blower tube	11.2 Kg

# Accessories for Blowers and Vacuum Cleaners

		Part number	Machines	
			SA 3000	SA 2062
<b>Harnesses</b> Single harness for hand-held blower.				
	Single harness with double snap hook	6114 0011R	<input type="radio"/>	
<b>Blower tube</b> Kit allowing simple conversion of hand-held blower to operate as vacuum cleaner.				
	Conversion kit from blower to vacuum	5655 2002A	<input type="radio"/>	
<b>Blower tube with duckbill end section</b> Optional tube with duckbill end section: enhances directionality and effectiveness of the air jet.				
	Blower/vacuum tube with duckbill end section.	5655 2001A	<input type="radio"/>	
<b>Conversion kit from blower to mistblower</b> Kit allowing simple conversion of backpack blower to professional mistblower for spraying fungicides.				
	Conversion kit from blower to mistblower	5602 0119C	<input type="radio"/>	

# Cleaning anywhere, in all conditions: cleanliness and hygiene take centre stage with **Efco** high-pressure washers.

## Technology and comfort

Combining the power of water and pressure produces amazing results. **Efco** high-pressure washers are technologically advanced machines designed to clean and sanitise all types of surfaces. While the cold water high-pressure washers are perfect for cleaning duties around the home, the hot-water models are more suitable for use in industrial surroundings or for cleaning very large areas, including courtyards and covered walkways.



1 Axial 3-piston pump with thermal protection.

2 Water temperature control thermostat (IP 3000 HS).



3 Self-priming pump and combustion engine, for jobs in places lacking an electrical power outlet.

4 Water suction quick fitting.



5 Easy transport thanks to large sized wheels.

6 Practical handle for easier movement.



7 Removable detergent tank with externally visible liquid level.

8 Practical storage recesses to ensure accessories are always in easy reach.





## Guide to high pressure washer selection

		HOME	COUNTRYSIDE	URBAN
WASHING THE CAR, WASHING THE OUTSIDE FLOORING	Cold water High-pressure Washers	IP 1100 S / IP 1150 S IP 1210 S / IP 1250 S IP 1360 S / IP 1450 S IP 1750 S / IP 1900 S IPX 2000 S		
	Hot water High-pressure Washers	IP 3000 HS		

## Proper maintenance of high pressure washer

- Check the **power cable, high pressure hose, fittings and lance hose.**
- Periodically check the **level of oil in the pump**, and change the oil when necessary.
- Clean the **water inlet filter** periodically.
- Clean the **jet nozzle** periodically, using the special pin provided.
- Check the **inlet and outlet valves** of the pump.
- Check the pump **control valve**.
- Check the **tightness of the pump screws**.
- Inspect the **safety devices**.

## Cold water High-pressure Washers

The range of cold water high-pressure washers meets the needs of home users engaged in either occasional or intensive cleaning activities. These machines are designed to assist with cleaning of areas outside the home, in the garden, and of objects and vehicles. Packed with features for different types of use, these machines incorporate several devices aimed at maximising user comfort such as the large wheels for ease of transport and the generously sized recesses for stowing accessories and the power cable.

	 IP 1100 S	 IP 1150 S	 IP 1210 S
Pressure	120 bar *	125 bar **	130 bar *
Flow rate	360 L/h	360 L/h	360 L/h
Rated power	1.6 kW	1.75 kW	1.7 kW
Pump	aluminium	aluminium	aluminium
Standard equipment	gun with protection lance with adjustable nozzle lance with swivel nozzle foaming lance 5 m thermoplastic hose	gun with protection lance with nozzle head fitting adjustable nozzle head rotary nozzle head detergent nozzle head hose reel 8 m, thermoplastic built-in detergent tank fixed brush	gun with protection lance with adjustable nozzle head (Securfix) foaming lance hose reel 6 m thermoplastic hose

\* available while stocks last \*\* available from spring 2018

	 IP 1250 S	 IP 1360 S	 IP 1450 S
Pressure	150 bar **	140 bar	150 bar
Flow rate	500 L/h	410 L/h	480 L/h
Rated power	2.35 kW	2.0 kW	2.3 kW
Pump	aluminium	aluminium	brass
Standard equipment	gun with protection lance with nozzle head fitting adjustable nozzle head rotary nozzle head detergent nozzle head hose reel 8 m, thermoplastic integral detergent tank fixed brush	gun with protection lance with adjustable nozzle head (Securfix) foaming lance detergent nozzle head hose reel 8 m thermoplastic hose fixed brush	gun with protection lance with adjustable nozzle head (Securfix) foaming lance hose reel 8 m thermoplastic hose fixed brush

\*\* available from spring 2018

## Cold water High-pressure Washers



**IP 1750 S**



**IP 1900 S**



**IPX 2000 S**

Pressure	150 bar	160 bar	200 bar
Flow rate	510 L/h	600 L/h	720 L/h
Rated power	2.4 kW	2.9 kW	-
Rated power	-	-	6 HP
Pump	brass	brass	brass, self-priming with control valve
Standard equipment	gun with protection angled lance with adjustable nozzle 8 m rubber hose built-in detergent tank	gun with protection angled lance with adjustable nozzle angled lance with swivel nozzle hose reel 12 m rubber hose built-in detergent tank fixed brush	gun with protection lance with detergent head 8 m rubber hose

## Hot water High-pressure Washers

High-pressure washer model **IP 3000 HS** is an indispensable aid for cleaning activities on large size surfaces, such as courtyards and covered walkways. In industrial surroundings this machine is ideal for cleaning large areas of flooring and for all situations calling for the cleaning and sanitizing power of hot water.










**IP 3000 HS**

Pressure	150 bar
Flow Rate	540 L/h
Engine power	2.7 kW
Pump	brass
Hot water temperature	max 90°C
Standard equipment	gun with protection lance with detergent head hose reel 10 m rubber hose built-in detergent tank built-in diesel tank temperature control thermostat



# Accessories for High-pressure Washers



		Part number	Machines												
			IP 1100 S	IP 1150 S	IP 1210 S	IP 1250 S	IP 1360 S	IP 1450 S	IP 1750 S	IP 1900 S	IPX 2000 S	IP 3000 HS			
<b>Gun</b> Gun with protection.															
	Gun	6850 0027	●												
		6850 0059		●		●									
		6850 0028			●		●	●							
		6850 0029							●	●					
		6850 0030										●			
		6850 0031												●	
<b>Lance with nozzle head fitting</b> Lance designed to accept adjustable or rotating nozzle heads.															
	Lance with nozzle head fitting	6850 0061		●		●									
<b>Foaming lance</b> Lance with integral detergent dispenser for more efficient washing.															
	Foaming lance	6850 0063		●		●									
		6850 0048	●												
		6850 0049			●		●	●	○	○					
		6850 0050										○			
		6850 0051												○	
<b>Floor wash lance</b> This tool is specially designed for washing floors and surfaces on which projected spray must be avoided.															
	Floor wash lance	6850 0014A			○		○	○	○						
		6850 0004A							○	○				○	
		6850 0070		○		○									
<b>Rotojet lance</b> Increases effectiveness thanks to the pressure-generated turbine effect.															
	Rotojet lance	6850 0045	●												
		6850 0046								○					
		6850 0047									●	○			
		6850 0013A												○	
<b>Lance with adjustable nozzle</b> Allows the force of the water jet to be adjusted to match requirements.															
	Lance with adjustable nozzle	6850 0032	●												
		6850 0033			●		●	●							
		6850 0036								●					
		6850 0037									●				
		6850 0038										●			
		6850 0039												●	
<b>Sandblast lance</b> Highly practical and easy to use, the sandblast lance removes rust, old paint films, and accumulated deposits.															
	Sandblast lance	6850 0001A			○		○	○	○	○	○	○			
		6850 0009A												○	

# Accessories for High-pressure Washers

		Part number	Machines									
			IP 1100 S	IP 1150 S	IP 1210 S	IP 1250 S	IP 1360 S	IP 1450 S	IP 1750 S	IP 1900 S	IPX 2000 S	IP 3000 HS
<b>Adjustable nozzle head</b> Allows the force of the water jet to be adjusted to match requirements.												
	Adjustable nozzle head	6850 0069		●								
		6850 0040			●							
		6850 0068				●						
		6850 0058					●					
		6850 0042						●				
<b>Rotary nozzle head</b> Increases effectiveness thanks to the pressure-generated turbine effect.												
	Rotary nozzle head	6850 0062		●		●						
		6850 0043			○		●					
		6850 0044						●				
<b>Brush</b> Driven by the pressure of the water jet. Made of natural bristles, the brushes are designed for cleaning delicate surfaces.												
	Rotary brush	6850 0065		○		○						
		6850 0002A			○		○	○	○	○		○
	Professional rotary brush	6850 0010A									○	○
	Fixed brush	6850 0064		●		●						
		6850 0003A			○		●	●	○	●	○	
<b>High-pressure hose</b> Flexible and strong, this hose connects the unit to the gun with protection.												
	High-pressure hose	6850 0018	●									
		6850 0019			●							
		6850 0020					●	●				
		6850 0023							●			
		6850 0024								●		
		6850 0025									●	
		6850 0026										●
<b>Extension hose</b> A pressure hose for the maximum range of action.												
	6 m extension hose	6850 0067		○		○						
		6850 0060		●		●						
	8 m extension hose	6850 0012A			○		○	○	○			
		6850 0006A									○	
		6850 0052								○		○
<b>Drain clearing attachment</b> Unblocks drains and pipelines rapidly.												
	10 m drain clearing attachment	6850 0066		○		○						
	15 m drain clearing attachment	6850 0005A			○		○	○	○	○		○
	25 m drain clearing attachment	6850 0011A							○	○		○
<b>Nozzle for drain clearing attachment</b> Compatible with specific models based on flow rate in litres.												
	Drain clearing nozzle (6-9 L/min)	6850 0056			○		○	○	○	○		○
	Drain clearing nozzle (10-15 L/min)	6850 0057							○	○		○
<b>Water filter kit</b> Water filter for protecting the pump and nozzles from impurities in the water.												
	Water filter kit	6850 0016A	○		○		○	○	○	○	○	○

● standard equipment ○ compatible tools







## Transporters

Compact Transporters

Professional Transporters

■ TRANSPORTING LOADS, WOOD, SOIL

# The maximum loading performance and exceptional stability: **Efco** transporters fear no rivals.

## Technology and comfort

Ideal for use in building construction and agriculture, **Efco** transporters are designed to carry bulky and heavy loads, also over steep and uneven terrain. Designed in compliance with the highest quality standards, these machines offer optimum performance in terms of load capacity, reliability through time, and safety. The load capacity ranges from 450 to 550 kg, allowing these machines to be used in rural surroundings, in the garden and around the farm or on building sites.



**1** Equipped with power take-off for attachment of accessories.



**2** Telescoping flat body optimises transport operations, even with bulky loads.



**3** Tipping angle of up to 50°.



**4** Wide crawler tracks ensure solid grip on any type of terrain.



**5** Tight turning radius for ease of manoeuvre on building sites or in greenhouses and vineyards.



**6** Rugged undercarriage with track tensioner sprocket, perfectly balanced for correct weight distribution and excellent grip on all types of terrain.



**7** Rear metal guard to maximize operator safety.



**8** Rugged steel chassis. A low centre of gravity provides optimal stability during the job, also when working on steep gradients. The high position of the engine and transmission facilitates maintenance tasks.



## Guide to transporter selection

		HOME	COUNTRYSIDE	WOODLAND
TRANSPORTING LOADS, WOOD, SOIL	Compact Transporters	TN 3400 H TN 3400 K		
	Professional Transporters		TN 4500 TN 5600	

## Proper maintenance of transporter

- Check the **oil level** regularly and change the oil whenever necessary.
- Inspect and clean the **air filter** periodically, replacing as necessary.
- Keep the **cooling circuit** clean, and clean or replace the **spark plug**.
- Change **the transmission** oil after the first 50 hours of use and then after every 100 hours of use.
- Inspect and clean the **brake assembly** periodically.
- Adjust the side-mounted **halfshaft release and brake levers**.
- Check the **track tension adjustment** periodically.



## Compact Transporters

Compact and manoeuvrable, small transporters facilitate the transport of materials of various types, from firewood to fruit. Thanks to their features, these machines are perfect for use in rural areas for transporting loads in confined spaces and on sloping terrain. Their tight turning radius (700 mm), not only makes the transporters easier to manoeuvre, it also helps protect the surrounding vegetation during transit of the machine.

Only available in certain markets



	TN 3400 H	TN 3400 K
Displacement	160 cm <sup>3</sup>	159 cm <sup>3</sup>
Engine make/model	Honda GCV 160 OHC	Emak K 650 OHV
Gearbox	2 + 2	2 + 2
Speed	1 <sup>st</sup> : 1.60 - 2 <sup>nd</sup> : 3.60 1 <sup>st</sup> Rev: 1.40 - 2 <sup>nd</sup> Rev: 3.40	1 <sup>st</sup> : 1.60 - 2 <sup>nd</sup> : 3.60 1 <sup>st</sup> Rev: 1.40 - 2 <sup>nd</sup> Rev: 3.40
Lift/dump	manual	manual
Minimum turning radius	700 mm	700 mm
Dump angle	45°	45°
Loading deck/Payload	telescoping / 350 Kg	telescoping / 350 Kg
Body length	93 - 106 cm	93 - 106 cm
Body width	52 - 90 cm	52 - 90 cm
Overall dimensions	153x60x90 cm	153x60x90 cm
Weight	140 Kg	140 Kg

## Professional Transporters

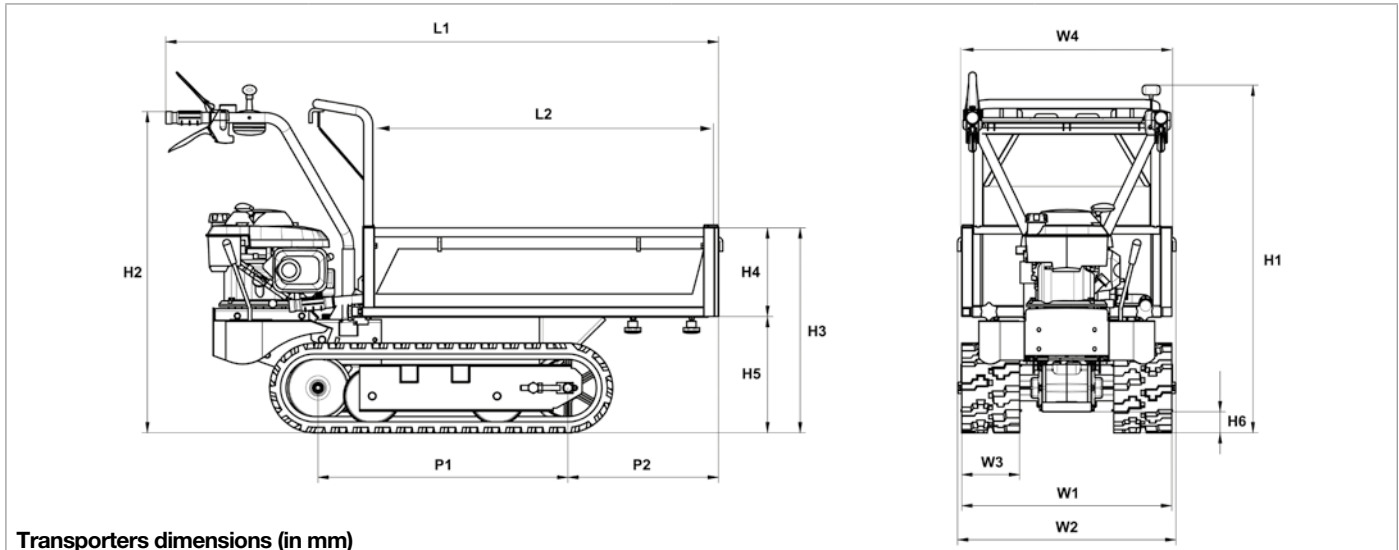
The professional transporters are designed in compliance with stringent quality standards to provide elevated performance in terms of load capacity and the maximum reliability through time. These machines are ideal for easy manoeuvring around building sites or in greenhouses and vineyards. Thanks to the wide tracks on these machines, the operator can travel in safety also on the steepest slopes, with perfect grip of the machine on all types of terrain.

Only available in certain markets



	TN 4500	TN 5600
Displacement	163 cm <sup>3</sup>	163 cm <sup>3</sup>
Engine make/model	Honda GX 160 OHV	Honda GX 160 OHV
Gearbox	3 + 1R	4 + 2R
Speed	1 <sup>st</sup> : 1.88 - 2 <sup>nd</sup> : 4.13 - 3 <sup>rd</sup> : 7.00 Rev: 1.86	1 <sup>st</sup> : 1.88 - 2 <sup>nd</sup> : 3.16 - 3 <sup>rd</sup> : 4.13 - 4 <sup>th</sup> : 7.00 - 1 <sup>st</sup> Rev: 1.86 - 2 <sup>nd</sup> Rev: 3.13
Lift/dump	manual	manual
Minimum turning radius	700 mm	700 mm
Dump angle	50°	50°
Loading deck/Payload	telescoping / 450 Kg	telescoping / 550 Kg
Body length	93 - 106 cm	100 - 118 cm
Body width	56 - 94 cm	65 - 110 cm
Overall dimensions	167x65x102 cm	175x73x102 cm
Weight	180 Kg	200 Kg

# Dimensions / Accessories for Transporters



Transporters dimensions (in mm)

	TN 3400 H TN 3400 K	TN 4500	TN 5600
L1	1.530-1.665	1.670	1.745
L2	925-1.060	925-1.060	1.000-1.180
H1	965	1.020	1.020
H2	885	900	900
H3	570	590	590
H4	240	240	240
H5	330	339	339
H6	65	70	70
W1	590	620	620
W2	603-983	643	733
W3	170	-	-
W4	520-900	560-940	650-1.100
P1	690	785	785
P2	415-550	330	405

	Part number	Machines			
		TN 2700	TN 3400	TN 4500	TN 5600

### High sides kit

Conversion kit used to increase the height of the sides, facilitating the transportation of bulkier loads.

	High sides kit	6872 2010	<input type="radio"/>	<input type="radio"/>		
		6872 2003			<input type="radio"/>	
		6872 2004				<input type="radio"/>

○ compatible tools





# Low-level environmental impact work

	Battery-powered products
<p>■ <b>CUTTING WOOD FOR FIREPLACES, SMALL PRUNING, DIY JOBS WITH A BATTERY-POWERED CHAINSAW</b></p>	Battery-powered Chainsaws
<p>■ <b>CUTTING HEDGES WITH SMALL STEMS WITH A BATTERY-POWERED HEDGETRIMMER</b></p>	Battery-powered Hedgetrimmers
<p>■ <b>FINISHING THE LAWN ON SMALL AND FLAT GROUND WITH A BATTERY POWERED BRUSHCUTTER</b></p>	Battery-powered Brushcutters
<p>■ <b>CUTTING THE GARDEN LAWN WITH A BATTERY-POWERED LAWNMOWER</b></p>	Battery-powered Lawnmowers

# The evolution of eco-friendly tools: quiet, practical and versatile.

## Technology and comfort

When caring for green spaces it's essential to use tools that are suitable for rapid maintenance and finishing jobs, ready to perform accurate and precise operations and capable of being used in confined spaces. **Efco** battery-powered models are the latest evolution of DIY power tools for gardening. They're easy to use because they allow an ultra-simple approach, while guaranteeing high quality performance and safe operation. Versatile and easy to handle, they afford the luxury of working without the encumbrance of cables, are quiet to operate and eliminate the emissions of exhaust gases into the atmosphere. Switching to **Efco** battery-powered products removes the hassle of preparing fuel/oil mixture, making sure it doesn't deteriorate, and dealing with oil or fuel spills.



**1** Oregon 12" guide bar. Automatic chain lubrication system. SDS (chain tension adjustment system) for easier chain tension adjustment and mounting of guide bar to tool.

**2** Ergonomic handle clad in soft material to reduce vibration transmitted to hands and minimise user fatigue.

**3** High quality blades for high precision cutting without damaging the plant.

**4** Rugged gearbox for long life and low noise operation.

**5** Telescopic shaft for easy transport and to adjust working height on the basis of your stature.

**6** Battery position designed for optimal balance of the brushcutter.

**7** Removable safety key to prevent inadvertent starts during maintenance operations, when kids are around or when the tool is left unattended.

**8** Rigid grass catcher with full-bag indicator.



## Guide for battery-powered products selection

		HOME	COUNTRYSIDE
CUTTING WOOD FOR FIREPLACES, SMALL PRUNING, DIY JOBS WITH A BATTERY-POWERED CHAINSAW	Battery-powered Chainsaws	MT 2200 Li-Ion	
CUTTING HEDGES WITH SMALL STEMS WITH A BATTERY-POWERED HEDGETRIMMER	Battery-powered Hedgetrimmers	TG 2000 Li-Ion	
FINISHING THE LAWN ON SMALL AND FLAT GROUND WITH A BATTERY-POWERED BRUSHCUTTER	Battery-powered Brushcutters	DS 2000 Li-Ion	
CUTTING THE GARDEN LAWN WITH A BATTERY-POWERED LAWNMOWER	Battery-powered Lawnmowers	LR 38 P Li-Ion	

## Proper maintenance of battery-powered products

- Ensure the **battery compartment is clean**. Make sure the compartment is free of obstructions before fitting the battery.

### battery-powered chainsaw

- Check the chain brake lever and replace it if necessary (chainsaw).
- Check the **chain oil level** and ensure the reservoir is full.
- Check correct **chain tensioning** and secure fastening of the guide bar to the tool body.

### battery-powered hedgetrimmer

- Periodically check the blade to ensure it is sharp.

### battery-powered brushcutter

- Check the cutting tool periodically.

### battery-powered lawnmower

- Periodically check the blade to ensure it is sharp



## Battery-powered Chainsaws

The cordless battery-powered chainsaw is the perfect tool for pruning, cutting branches and small and medium-sized firewood. The battery-powered chainsaw stands out for its compact and ergonomic design for more comfortable use of the tool. The **MT 2200 Li-Ion** battery-powered chainsaw is light and has a comfortable handle, making it perfect when you need to work in places without access to a mains power outlet and in enclosed spaces where petrol engine machines can't be used, and where low noise is an essential requirement.



### MT 2200 Li-Ion

Compatible batteries	BA 2.6 Ah/BA 4 Ah
Charging time	90 min
Motor type	Brushless
No load motor speed	4600 rpm
Chain (pitch x gauge)	3/8" x .050"
Bar length	30 cm/12"
Chain speed	8 m/s
Number of cuts with a fully charged battery (soft wood limb, diameter 10 cm)	90 cuts (BA 2.6 Ah), 126 cuts (BA 4 Ah)
Oiler	automatic/zero oil flow with motor stopped
Oil reservoir capacity	0.10 L
Sound pressure/power level	89/99.9 dB(A)
Lh/rh vibration level	3.6/3.2 m/s <sup>2</sup>
Weight without battery with bar and chain	4.5 Kg



## Battery-powered Hedgetrimmers

The freedom of movement resulting from the absence of a mains power cable makes battery-powered hedgetrimmers ideal for cutting hedges with small section stems, for pruning activities in the garden and for maintenance of open spaces around the home. Equipped with high-quality blades for high precision cuts that don't damage the vegetation, battery-powered hedgetrimmers also protect the operator by means of a double safety switch, while ensuring user comfort thanks to the ergonomic handle. The rugged gearbox is designed to guarantee long-lasting operation.



### TG 2000 Li-Ion

Compatible batteries	BA 2.6 Ah/BA 4 Ah
Charging time	90 min
Motor type	Brush
Blade type	double
Blade length	520 mm
Blade tooth spacing	20 mm
Runtime	50 min
Sound pressure/power level	82.7/92.2 dB(A)
Lh/rh vibration level	< 2.5 m/s <sup>2</sup>
Weight without battery	3.0 Kg



## Battery-powered Brushcutters

Battery-powered brushcutters are ideal for simple, easy and quiet work in the garden. Designed for cutting grass and finishing edges, model **DS 2000 Li-Ion** is particularly versatile, thanks to its telescopic adjustment system and low weight. Battery-powered brushcutters are recommended for home users who carry out occasional jobs of short duration (battery autonomy is 30 minutes) and are looking for a safe tool that is easy to handle.



### DS 2000 Li-Ion

Compatible batteries	BA 2.6 Ah/BA 4 Ah
Charging time	90 min
Motor type	Brush
No load motor speed	7500 rpm
Shaft diameter	25.4 mm
Handle	single
Cutting components	single 90 mm dia. line head. 1.6 mm line
Runtime	30 min
Sound pressure/power level	81/94.1 dB(A)
Lh/rh vibration level	< 2.5 m/s <sup>2</sup>
Weight without battery	2.8 Kg



## Battery-powered Lawnmowers

The battery-powered lawnmower is ideal for cutting the grass in your garden simply, noiselessly and effortlessly. The elimination of noise emissions and air pollution, compact dimensions, and the absence of power cables, combine to make this type of machine the perfect choice for small lawns. Easy adjustment of the blades and a handle with 6 different height settings make it even easier to use. Safe and lightweight, battery-powered lawnmowers allow you to cut the grass at any time of day with just a few simple actions. Model **LR 38 P Li-Ion** is designed using the latest generation of technology, including the Easy Folding System allowing the machine to be stored in the minimal space, the brushless motor that makes the powerful battery last even longer, and safety keys to prevent inadvertent starting of the machine.



### LR 38 P Li-Ion

Compatible batteries	BA 2.6 Ah/BA 4 Ah
Charging time	90 min
No load blade speed	3500 rpm
Deck	ABS
Motor type	Brushless
Cutting width	38 cm
Propulsion	push-type
Cutting height	20 – 70 mm
No. of settings	6 levels
Grass catcher capacity	35 L
Wheels diameter	150/210 mm
Sound pressure/power level	80/91.6 dB(A)
Vibration level	< 2.5 m/s <sup>2</sup>
Weight without battery	13.8 Kg



## Batteries

Combined with the **BTC 36V** battery charger for the perfect match for your battery-powered tool.



	BA 2,6 Ah	BA 4 Ah
Charging time	90 min	95 min
Voltage	36 V	36 V
Current	2.6 Ah	4 Ah
Technology	Lithium Ion cells	Lithium Ion cells
Charge levels	3 led	3 LEDs
Weight	1.2 Kg	1.3 Kg

## Battery chargers

For charging **BA 2,6 Ah** and **BA 4 Ah** batteries and keeping them in perfect condition. Use of the latest electronics means batteries are charged in complete safety to maximise their working life and minimise mains power consumption. The batteries feature a sturdy ABS body to protect them from accidental impact.

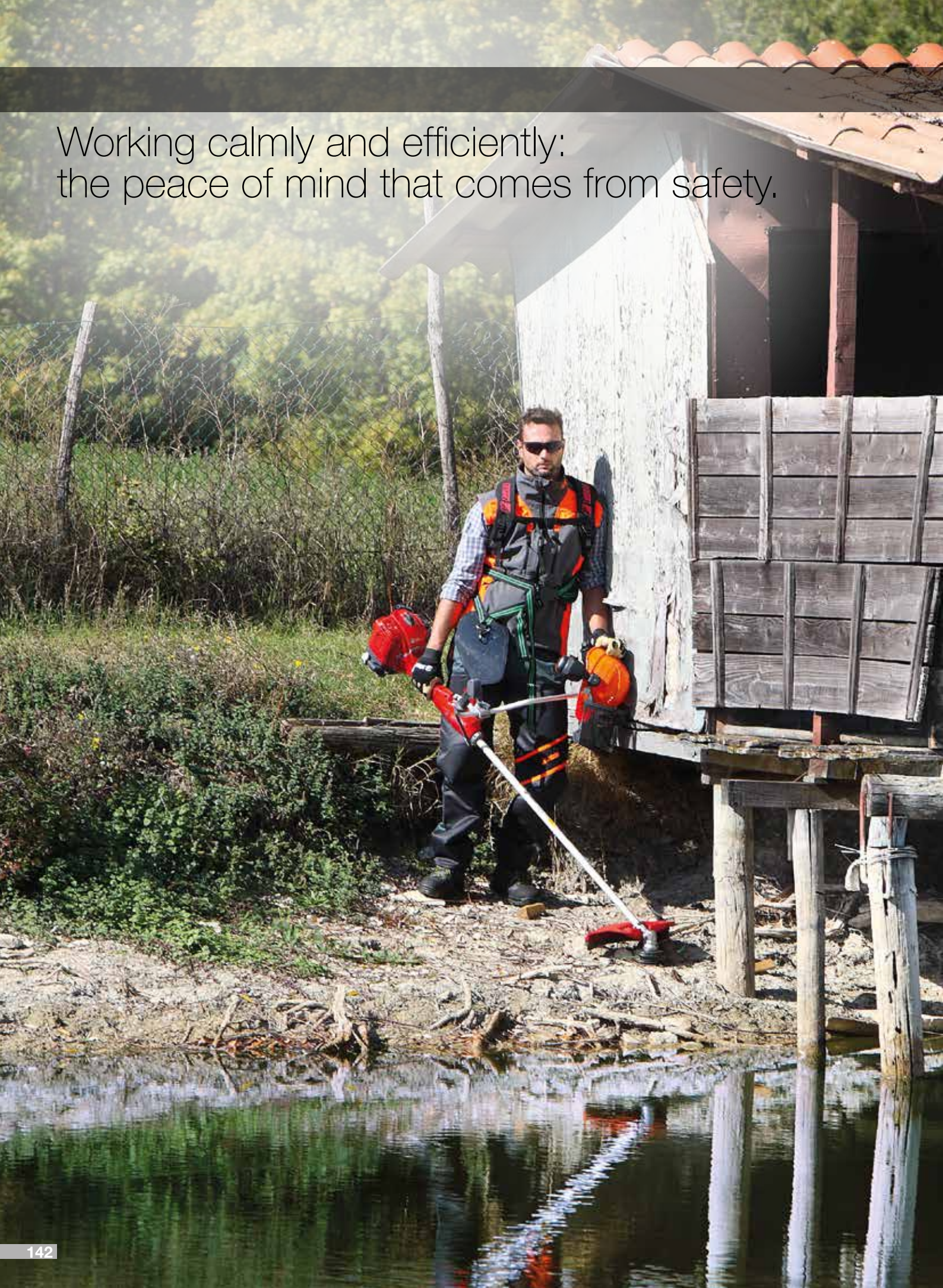








Working calmly and efficiently:  
the peace of mind that comes from safety.





# Protective Clothing



Size conversion chart

INTERNATIONAL	XS		S		M		L		XL		XXL		3XL	
ITALY	38	40	42	44	46	48	50	52	54	56	58	60	62	64
FRANCE	34	36	38	40	42	44	46	48	50	52	54	56	58	60
GERMANY	42	44	46	48	50	52	54	56	58	60	62	64	66	68
SPAIN	34	36	38	40	42	44	46	48	50	52	54	56	58	60
U.K.	24	26	28	30	32	34	36	38	40	42	44	46	48	50
U.S.A.	24	26	28	30	32	34	36	38	40	42	44	46	48	50

Lengths in centimetres for each size (chain-resistant jackets and trousers)











INTERNATIONAL		XS	S	M	L	XL	XXL	3XL	
	<b>T</b>	84-88	95-96	100-104	108-112	116-120	124-128	132-136	
		152-168	156-174	164-182	174-190	180-196	184-200	188-204	
	<b>V</b>	68-72	76-80	84-88	92-96	100-104	108-112	116-120	
		<b>C</b>	78	80	82	84	86	86	86
		<b>A</b>	152/168	156/172 160/174	164/178 170/182	174/186 178/190	180/192 182/196	184/198 186/200	188/200 190/204



# Protective Clothing


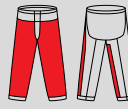



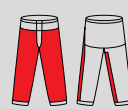


## Professional work jackets, trousers



Description	Material	Layers of fabric	Fabric toughness	Impermeability	Elasticated waist	Sizes	CE approval - Protection level - Class	Anti-cut protective zone
 <b>Universal comfort jacket</b>	46% polyester, 37% polyamide, 15% polyurethane, 2% elastham. 3D fabric, removable sleeves, 5 pockets.	-	Water-repellent, wind-proof, breathable fabric	Yes	-	S M L XL XXL Additional sizes on request	-	
 <b>Jacket with anti-cut protection</b>	33% cotton 67% polyester	8	Hard-wearing shoulder reinforcement for transportation of logs etc.	Yes	Yes	S M L XL XXL Additional sizes on request	EN340 and EN 381-11: 2002, Class 1, PPE category 2, resistant to chain speeds of up to 20 m/sec.	
 <b>Tree Climbing Trousers</b>	94% polyamide cordura 6% elastham	5	Reinforced with 50% polyamide, 45% polyester, 5% elastham	Yes, with Sofiguard	Yes	42 44 46 48 50 52 Additional sizes on request	EN340 and EN 381-5: 1995 type A, Class 1, Category 2 PPE, resistant to chain speeds of up to 20 m/sec.	
 <b>Professional comfort chain-resistant trousers</b>	94% cordura polyamide 6% elastham	5	Reinforced with 100% polyester	Yes, with Sofiguard	Yes	42 44 46 48 50 52 Additional sizes on request	EN340 and EN 381-5: 1995 type A, Class 1, Category 2 PPE, resistant to chain speeds of up to 20 m/sec.	
 <b>Professional work trousers with chain protection</b>	96% cordura polyamide 4% elastham	8	Reinforced with 50% polyamide, 45% polyester, 5% elastham	Yes	Yes	42 44 46 48 50 52 Additional sizes on request	EN340 and EN 381-5: 1995 type A, Class 1, Category 2 PPE, resistant to chain speeds of up to 20 m/sec.	
 <b>Professional brushcutter operator trousers</b>	33% cotton 67% polyester	-	Leg protection 30% cotton, 70% polyester	Yes	Yes	S M L XL XXL Additional sizes on request	EN340 Class 1, category 1 PPE	



## Semi-professional leggings, dungarees, trousers, oversleeves



Description	Material	Layers of fabric	Fabric toughness	Impermeability	Elasticated waist	Sizes	CE approval - Protection level - Class	Anti-cut protective zone
 <b>Leggings with anti-cut protection</b>	33% cotton 67% polyester	8	Waterproof lower leg to protect against humidity	Yes	Elasticated waist with attachment for quick fastening	One-size system	EN340 and EN 381-5: 1995 type A, Class 1, Category 2 PPE, resistant to chain speeds of up to 20 m/sec.	
 <b>Dungarees with anti-cut protection</b>	33% cotton 67% polyester	8	Waterproof lower leg to protect against humidity	Yes	Yes	S M L XL XXL Additional sizes on request	EN340 and EN 381-5: 1995 type A, Class 1, Category 2 PPE, resistant to chain speeds of up to 20 m/sec.	
 <b>Energy chain-resistant trousers</b>	33% cotton 67% polyester	8	Woven cotton fibre next to the skin	Yes	Yes	S M L XL XXL Additional sizes on request	EN340 and EN 381-5: 1995 type A, Class 1, Category 2 PPE, resistant to chain speeds of up to 20 m/sec.	
 <b>Oversleeves with anti-cut protection</b>	33% cotton 67% polyester	8	-	-	-	One-size system	Approved CE EN381-11 2002, Class 0, Category 2 PPE, resistant to chain speeds of up to 16 m/sec.	


## Professional gloves



Description	Material	Lined	Reinforcement	Closed cuff	Specifications	Sizes	CE approval - Protection level - Class	Protective zone
 <b>Professional chain-resistant gloves</b>	Stretch polyester fabric on back and Duratexture on palm	No	On back for enhanced wear resistance	Yes, elasticized with Velcro fastener	Palm with antivibration insert and fingers with comfort stitching and stretch fabric + Chain protection with high-strength fabric fitted exclusively to the back of the left-hand glove	S M L XL XXL	EN 388/03, EN 381-7/99, Class 1, Category 2 PPE, resistant to chain speeds of up to 20 m/sec.	

## Semi-professional gloves



Description	Material	Lined	Reinforcement	Closed cuff	Specifications	Sizes	CE approval - Protection level - Class	Protective zone
 <b>Universal utility gloves</b>	Stretch polyester and natural leather	No	Leather reinforcements on palm and thumb	Elasticated cuff and Velcro wrist strap prevent penetration of debris	Comfort padding on palm	S M L XL XXL	EN 388/2003 / 3122 EN 420: 2003 - AM12009 PPE category 2	

# Protective Clothing

## Professional shoes and boots



Description	Material	Internal	Reinforcement	Footbed	Sole	Sizes	CE approval - Protection level - Class	Anti-cut protective zone
Chain resistant forestry boots	Water-repellent leather upper	Breathable fabric lining	Ankle guard padding + 8-ply chain protection + steel toecap	Anatomic and washable	In anti-oil, antistatic, heat resistant non-slip nitrile rubber. High-strength fabric anti-piercing sole plate.	41 42 43 44 45	EN ISO 17249:2013, EN ISO 20345:2011, CL2 S3-CI-HI-HRO-SRC, Class 2, Category 2 PPE, resistant at chain speed of 24 m/sec.	
Chain resistant forestry boots	Rubber outer	Breathable fabric lining (cotton sock)	Ankle guard reinforcement	In absorbent felt	In non-slip rubber with deep cleated tread	41 42 43 44 45	EN 345-1 1997, EN 345-2 1996 SB - E, Class 3, Category 2 PPE, resistant at chain speed of 28 m/sec. KWF certification	

## Professional helmets



Description	Material	Internal fittings	Sweat band	Ear defenders	Face shield	Sizes	CE approval - Protection level	Ventilation system
Professional protective helmet	Shell in flexible ABS (shock absorbent).	Fabric harness with adjustable 4-point connection	Yes	SNR 26 dB adjustable	In nylon mesh	Universal	Helmet to EN 397 ANSI Z 87.1/1989 - Z 87 S. Ear defenders EN 352-3. Face shield EN 1731/S, EN 166	On the top

## Semi-professional helmets



Description	Material	Internal fittings	Sweat band	Ear defenders	Face shield	Sizes	CE approval - Protection level	Ventilation system
Protective helmet	Shell in UV resistant polyethylene	Plastic harness with adjustable 4-point suspension	Yes	SNR 23 dB adjustable	In metal mesh	Universal	Helmet to EN 397 ANSI Z 87.1/1989 - Z 87 S. Ear defenders EN 352-3: 1997. Face shield to EN 1731/S, EN 166	On the top

## Professional ear defenders



Description	Material	Adjustable	Headband	SNR attenuation	Soundproofing system	Sizes	CE approval - Protection level
Professional protective and noise-filtering ear defenders	Shell in ABS	Yes	In steel, plastic and foam	32 dB	PVC + foam	Universal	EN 352-1, Category 2 PPE

## Semi-professional ear defenders



Description	Material	Adjustable	Headband	SNR attenuation	Soundproofing system	Sizes	CE approval - Protection level
Noise filtering ear defenders	Shell in ABS	Yes	In steel and plastic	30 dB	PVC + foam	Universal	EN 352-1, Category 2 PPE
Noise filtering ear defenders	Shell in PVC	Yes	In plastic	27 dB	PVC + foam	Universal	EN 352-1, Category 2 PPE

## Semi-professional spectacles



Description	Material	Lenses	Nose pads	Optical class	Mechanical strength	Sizes	CE approval - Protection level
Protective spectacles	Clear with direct ventilation	In antifogging polycarbonate	Soft silicone	1	Lens B - Frame F	Universal	EN 166
Dark protective spectacles	Rigid plastic	Dark wrap-around, anti-scratch and anti-glare in sunlight	Soft silicone	1	Lens F - Frame F	Universal	EN 166
Clear protective spectacles	Rigid plastic	Wrap-around, anti-scratch, clear	Plastic	1	Lens S - Frame S	Universal	EN 166

## Professional face shields



Description	Structure	Face shield	Brow band	Optical class	Mechanical strength	Sizes	CE approval - Protection level
Super-professional mesh face shield	PVC	Metal mesh	Foam	-	-	Universal	EN 1731-S
Super-professional polycarbonate face shield	PVC	Polycarbonate	Foam	1	B	Universal	EN 166

## Semi-professional face shields



Description	Structure	Face shield	Brow band	Optical class	Mechanical strength	Sizes	CE approval - Protection level
"Plus" polycarbonate face shield	PVC	Polycarbonate	Foam	1	B	Universal	EN 166
"Plus" mesh face shield	PVC	Metal mesh	Foam	-	-	Universal	EN 1731-F

# Protective Clothing



## Universal comfort jacket

Extremely lightweight breathable comfort jacket with large orange coloured panels for optimal visibility. Excellent fit thanks to the tri-stretch fabric. Slim fit.



Safety	• Category 1 PPE.			
Visibility	• Large front and rear orange coloured trim for the maximum daytime and night-time visibility.			
Materials	<ul style="list-style-type: none"> <li>• Water-repellent, wind-proof, breathable.</li> <li>• 46% polyester, 37% polyamide, 15% polyurethane, 2% elastham.</li> <li>• 3D fabric, removable sleeves, 5 pockets.</li> </ul>			
Sizes	<b>S</b>	<b>3255028</b>	<b>XL</b>	<b>3255031</b>
	<b>M</b>	<b>3255029</b>	<b>XXL</b>	<b>3255032</b>
	<b>L</b>	<b>3255030</b>		



## Jacket with anti-cut protection

Extremely lightweight and breathable comfort model chain resistant jacket reinforced with abrasion resistant waterproof fabric in the areas most subject to wear. Slim fit.



Safety	<ul style="list-style-type: none"> <li>• CE approval, standards EN340 and EN 381-11: 2002, Class 1.</li> <li>• Category 2 PPE.</li> <li>• Special 8-layer anti-cut protection (sofly).</li> </ul>			
Visibility	• Large orange coloured trim for the maximum daytime and night-time visibility.			
Fit	• Excellent fit thanks to the anti-cut fabric technology (sofly).			
Sizes	<b>S</b>	<b>3255011A</b>	<b>XL</b>	<b>3255003A</b>
	<b>M</b>	<b>3255001A</b>	<b>XXL</b>	<b>3255004A</b>
	<b>L</b>	<b>3255002A</b>	<b>XXXL</b>	<b>3255054</b>



## Tree climbing trousers

Protective chain resistant trousers specifically designed and produced for tree climbing. Extremely lightweight and breathable with leg protection (180° front, 5 cm right inside leg, 5 cm left inside leg). Slim fit.



Safety	<ul style="list-style-type: none"> <li>• CE approval, standards EN340 and EN 381-5: 1995 type A, Class 1.</li> <li>• Category 2 PPE.</li> <li>• Anti-rip protection – RIPSTOP.</li> <li>• Special 5-layer anti-cut protection (sofly).</li> </ul>			
Fit	• Slim fit thanks to the tri-elastic stretch fabric for the maximum comfort and exceptional freedom of movement.			
Materials	<ul style="list-style-type: none"> <li>• Waterproofed with SOFIGUARD treatment.</li> <li>• 94% polyamide, 6% elastham (CORDURA - RIPSTOP).</li> <li>• Black reinforcement: 50% polyamide, 45% polyester, 5% elastham.</li> </ul>			
Sizes	<b>42</b>	<b>3255041</b>	<b>50</b>	<b>3255045</b>
	<b>44</b>	<b>3255042</b>	<b>52</b>	<b>3255046</b>
	<b>46</b>	<b>3255043</b>	<b>54</b>	<b>3255047</b>
	<b>48</b>	<b>3255044</b>	<b>56</b>	<b>3255048</b>



## Professional comfort chain-resistant trousers

Extremely lightweight and breathable comfort model chain resistant trousers with abrasion resistant waterproof fabric in the areas most subject to wear. Leg protection (180° front, 5 cm right inside leg, 5 cm left inside leg). Slim fit.



Safety	<ul style="list-style-type: none"> <li>• CE approval, standards EN340 and EN 381-5: 1995 type A, Class 1.</li> <li>• Category 2 PPE.</li> <li>• Anti-tear protection – RIPSTOP.</li> <li>• Special 5-layer anti-cut protection (sofly).</li> </ul>			
Fit	• Excellent fit thanks to the use of bi-stretch fabric.			
Materials	<ul style="list-style-type: none"> <li>• Waterproofed with SOFIGUARD treatment.</li> <li>• 94% polyamide, 6% elastham (CORDURA - RIPSTOP).</li> <li>• Reinforced with 100% polyester.</li> </ul>			
Sizes	<b>42</b>	<b>3255023</b>	<b>52</b>	<b>3255033</b>
	<b>44</b>	<b>3255024</b>	<b>54</b>	<b>3255038</b>
	<b>46</b>	<b>3255025</b>	<b>56</b>	<b>3255039</b>
	<b>48</b>	<b>3255026</b>	<b>58</b>	<b>3255040</b>
	<b>50</b>	<b>3255027</b>		





# Protective Clothing

## Professional chain-resistant trousers

Professional chain-resistant trousers with 3 cm wide reflective band and 8-layer cut protection. Leg protection (180° front, 5 cm right inside leg, 5 cm left inside leg).



Safety	<ul style="list-style-type: none"> <li>• CE approval, standards EN340 and EN 381-5: 1995 type A, Class 1.</li> <li>• Category 2 PPE.</li> <li>• Special 8-layer anti-cut protection.</li> </ul>			
Visibility	<ul style="list-style-type: none"> <li>• Orange lower part.</li> <li>• 3 cm reflective band.</li> </ul>			
Materials	<ul style="list-style-type: none"> <li>• Impermeable.</li> <li>• 96% cordura polyamide, 4% elastham.</li> <li>• Reinforced with 50% polyamide, 45% polyester, 5% elastham.</li> </ul>			
Sizes	42	001001557	52	001001562
	44	001001558	54	3255017
	46	001001559	56	3255034
	48	001001560	58	3255035
	50	001001561		



## Professional brushcutter operator trousers

Protective trousers for brushcutter operators with rugged waterproofed outer fabric and front protection against impact with small size objects (such as stones, thorns, bark, and roots). 2 open hip pockets one closed side pocket.



Safety	<ul style="list-style-type: none"> <li>• Approval CE EN340.</li> <li>• Class 1.</li> <li>• Category 1 PPE.</li> </ul>			
Visibility	<ul style="list-style-type: none"> <li>• Orange coloured trims.</li> </ul>			
Materials	<ul style="list-style-type: none"> <li>• Waterproofed fabric 33% cotton, 67% polyester.</li> <li>• High strength protection at the front of the leg.</li> <li>• Leg protection 30% cotton, 70% polyester.</li> </ul>			
Sizes	S	3255012	XL	3255015
	M	3255013	XXL	3255016
	L	3255014	XXXL	3255061



## Leggings with anti-cut protection

Anti-cut protective leggings designed for amateur users and for occasional chainsaw duties. Easy to put on, the waistband is adjusted by means of an elastic strip and the legs are fastened with zips at the rear. 8-layer anti-cut protection for the legs (180° front, 5 cm right inside leg, 5 cm left inside leg).



Safety	<ul style="list-style-type: none"> <li>• CE approval, standards EN340 and EN 381-5: 1995 type A, Class 1.</li> <li>• Category 2 PPE.</li> <li>• Special 8-layer anti-cut protection.</li> </ul>			
Visibility	<ul style="list-style-type: none"> <li>• Orange abdominal part.</li> <li>• Detail of pocket.</li> </ul>			
Materials	<ul style="list-style-type: none"> <li>• Breathable.</li> <li>• 33% cotton, 67% polyester.</li> <li>• 245 g/m<sup>2</sup>.</li> </ul>			
Sizes	Universal	001001360A		

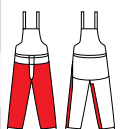


## Dungarees with anti-cut protection

Anti-cut protection dungarees, with classic workwear style and shape and 8-layer anti-cut protection. The practical bib incorporates a pocket to carry small objects and tools. Adjustable shoulder straps and side pockets.



Safety	<ul style="list-style-type: none"> <li>• CE approval, standards EN340 and EN 381-5: 1995 type A, Class 1.</li> <li>• Category 2 PPE.</li> <li>• Special 8-layer anti-cut protection.</li> </ul>			
Visibility	<ul style="list-style-type: none"> <li>• Orange coloured bib.</li> <li>• Detail of pockets.</li> </ul>			
Materials	<ul style="list-style-type: none"> <li>• Breathable.</li> <li>• 33% cotton, 67% polyester, 245 g/m<sup>2</sup>.</li> <li>• Waterproofed bottom.</li> </ul>			
Sizes	S	001001369A	XL	001000863B
	M	001000861B	XXL	001000864B
	L	001000862B		



# Protective Clothing



## Chain-resistant trousers

Protective trousers with 8-layer anti-cut protection. Comfortable fit. Leg protection (180° front, 5 cm right inside leg, 5 cm left inside leg). Side pockets, ruler pocket and spark plug wrench pocket.



Safety	<ul style="list-style-type: none"> <li>• CE EN340 and EN 381-5 approved: 1995 type A, Class 1.</li> <li>• Category 3 PPE.</li> <li>• Special 8-layer anti-cut protection.</li> </ul>										
Visibility	<ul style="list-style-type: none"> <li>• Orange abdominal part.</li> <li>• Side pockets, ruler pocket and spark plug wrench pocket, lumbar support.</li> </ul>										
Materials	<ul style="list-style-type: none"> <li>• Breathable and water repellent.</li> <li>• 30% cotton, 70% polyester.</li> <li>• Certificate KWF.</li> </ul>										
Sizes	<table border="1"> <tr> <td><b>S</b></td> <td><b>3255062</b></td> </tr> <tr> <td><b>M</b></td> <td><b>3255063</b></td> </tr> <tr> <td><b>L</b></td> <td><b>3255064</b></td> </tr> <tr> <td><b>XL</b></td> <td><b>3255065</b></td> </tr> <tr> <td><b>XXL</b></td> <td><b>3255066</b></td> </tr> </table>	<b>S</b>	<b>3255062</b>	<b>M</b>	<b>3255063</b>	<b>L</b>	<b>3255064</b>	<b>XL</b>	<b>3255065</b>	<b>XXL</b>	<b>3255066</b>
<b>S</b>	<b>3255062</b>										
<b>M</b>	<b>3255063</b>										
<b>L</b>	<b>3255064</b>										
<b>XL</b>	<b>3255065</b>										
<b>XXL</b>	<b>3255066</b>										



## Oversleeves with anti-cut protection

Chain-resistant oversleeves designed for amateur users and for occasional chainsaw duties. The oversleeves can be donned with ease and they are adjusted by means of ties. Designed to withstand chain speeds of 16 m/sec, orange colour for high visibility and featuring anti-intrusion cuffs.



Safety	<ul style="list-style-type: none"> <li>• CE approval standard EN381-10 2002, Class 0.</li> <li>• Category 2 PPE.</li> </ul>
Visibility	<ul style="list-style-type: none"> <li>• Orange coloured fabric.</li> </ul>
Materials	<ul style="list-style-type: none"> <li>• Breathable.</li> <li>• 33% cotton, 67% polyester.</li> <li>• 245 g/m<sup>2</sup>.</li> </ul>
Sizes	<b>Universal</b> <b>3255081</b>



## Chain-resistant gloves

Designed to protect the most exposed parts of the body from the risk of cuts when using a chainsaw, approved class 1 (20 m/sec). Optimum fit around the fingers to facilitate control and movement. Suitable for use with other power tools (hedgetrimmers, pruners, pruning saws), thanks to thickness and materials that prevent the penetration of thorns, chips and oil.



Safety	<ul style="list-style-type: none"> <li>• CE approval standards EN 388/03, EN 381-7/99.</li> <li>• Category 2 PPE.</li> <li>• Class 1 (20 m/sec.).</li> </ul>												
Materials	<ul style="list-style-type: none"> <li>• Stretch polyester on the back and Duratexture on the palm.</li> <li>• Fingers with comfort stitching and stretch fabric.</li> <li>• Palm with antivibration insert.</li> <li>• Elasticized cuff with Velcro fastener.</li> <li>• Reinforcement on back for enhanced wear resistance.</li> <li>• High-strength fabric chain protection.</li> </ul>												
Sizes	<table border="1"> <tr> <td><b>S-8</b></td> <td><b>3255056</b></td> <td><b>XL-11</b></td> <td><b>3255059</b></td> </tr> <tr> <td><b>M-9</b></td> <td><b>3255057</b></td> <td><b>XXL-12</b></td> <td><b>3255060</b></td> </tr> <tr> <td><b>L-10</b></td> <td><b>3255058</b></td> <td></td> <td></td> </tr> </table>	<b>S-8</b>	<b>3255056</b>	<b>XL-11</b>	<b>3255059</b>	<b>M-9</b>	<b>3255057</b>	<b>XXL-12</b>	<b>3255060</b>	<b>L-10</b>	<b>3255058</b>		
<b>S-8</b>	<b>3255056</b>	<b>XL-11</b>	<b>3255059</b>										
<b>M-9</b>	<b>3255057</b>	<b>XXL-12</b>	<b>3255060</b>										
<b>L-10</b>	<b>3255058</b>												



## Universal utility gloves

Comfortable, made with chamois leather palm and comfort padding, back in stretch polyester. Knitted cuff and Velcro fastener for easy on/off, maximum comfort also when worn for long periods. No cut protection is provided, so these gloves are suitable for use exclusively with tools that do not call for specific anti-cutting properties (blowers, brushcutters, rotary tillers, etc.). CE approved, mechanical properties to EN 388: abrasion resistance 3, cut resistance 1, tear resistance 2, piercing resistance 2.



Safety	<ul style="list-style-type: none"> <li>• CE marking, compliant with EN 420 2003 - AM1: 2009 EN 388: 2003 / 3122 and directive 89/686/EEC</li> <li>• category 2 PPE.</li> </ul>												
Materials	<ul style="list-style-type: none"> <li>• Back in elasticized polyester and natural leather.</li> <li>• Comfort padding on palm.</li> <li>• Elasticated cuffs.</li> <li>• Wrist strap with Velcro.</li> <li>• High strength seams stitched with cotton faced nylon thread.</li> </ul>												
Sizes	<table border="1"> <tr> <td><b>S-8</b></td> <td><b>3255018</b></td> <td><b>XL-11</b></td> <td><b>3255021</b></td> </tr> <tr> <td><b>M-9</b></td> <td><b>3255019</b></td> <td><b>XXL-12</b></td> <td><b>3255022</b></td> </tr> <tr> <td><b>L-10</b></td> <td><b>3255020</b></td> <td></td> <td></td> </tr> </table>	<b>S-8</b>	<b>3255018</b>	<b>XL-11</b>	<b>3255021</b>	<b>M-9</b>	<b>3255019</b>	<b>XXL-12</b>	<b>3255022</b>	<b>L-10</b>	<b>3255020</b>		
<b>S-8</b>	<b>3255018</b>	<b>XL-11</b>	<b>3255021</b>										
<b>M-9</b>	<b>3255019</b>	<b>XXL-12</b>	<b>3255022</b>										
<b>L-10</b>	<b>3255020</b>												



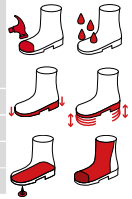
# Protective Clothing

## Chain resistant forestry boots

Combining the characteristics of trekking boots with the safety features required by specific PPE regulations. Chain resistant certified to EN ISO 17249 Class 2 (Category 2 PPE, able to resist chain speeds of up to 24 m/sec). Flexible and comfortable, these boots assure a high level of comfort during work activities, maximising control and mobility. The boots offer excellent grip thanks to the deep channel tread pattern of the sole in anti-oil, antistatic, non-slip nitrile rubber with heat resistance up to 300°C.



<b>Safety</b>	<ul style="list-style-type: none"> <li>• CE approval standards EN ISO 17249:2013, EN ISO 20345:2011, CL2 S3-CI-HI-HRO-SRC, Class 2.</li> <li>• Category 2 PPE.</li> </ul>			
<b>Materials</b>	<ul style="list-style-type: none"> <li>• Water-repellent leather upper.</li> <li>• Lining in breathable nonwoven fabric.</li> <li>• High-strength fabric anti-piercing sole plate.</li> <li>• 8-ply chain protection from top of foot up to the shin and on the sides.</li> </ul>			
<b>Sizes</b>	<b>40</b>	<b>001001419A</b>	<b>44</b>	<b>001000978C</b>
	<b>41</b>	<b>001000975C</b>	<b>45</b>	<b>001000979C</b>
	<b>42</b>	<b>001000976C</b>	<b>46</b>	<b>001001420A</b>
	<b>43</b>	<b>001000977C</b>	<b>47</b>	<b>001001421A</b>



## Chain resistant forestry boots

Rugged high boots in rubber for safe use of chainsaws. Protection from cutting, crushing and piercing thanks to the steel toe cap, chain guard protection covering the entire upper and anti-piercing sole plate made of high strength fabric. The boots offer excellent grip thanks to the deep channel tread pattern of the sole in anti-oil, antistatic, non-slip nitrile rubber with heat resistance up to 300°C.



<b>Safety</b>	<ul style="list-style-type: none"> <li>• CE approval standards EN 345-1 1997, EN 345-2 1996 SB - E, Class 3.</li> <li>• Category 2 PPE.</li> <li>• KWF certification.</li> </ul>			
<b>Materials</b>	<ul style="list-style-type: none"> <li>• Outer in rubber with non-slip rubber sole with deep cleated tread.</li> <li>• Breathable fabric lining and absorbent felt footbed.</li> <li>• Protective steel toe cap, anti-piercing sole plate and ankle guard.</li> <li>• Chain protection on top of foot and on shin.</li> </ul>			
<b>Sizes</b>	<b>41</b>	<b>001001079A</b>	<b>44</b>	<b>001001082A</b>
	<b>42</b>	<b>001001080A</b>	<b>45</b>	<b>001001083A</b>
	<b>43</b>	<b>001001081A</b>		



## Professional protective helmet

For the maximum protection of the head and face, ideal for jobs carried out at ground level. Lightweight, comfortable and ventilated. Adjustable face shield, side ventilation openings, integral rain channel and large-size pre-moulded nylon shield. Individually adjustable removable ear protectors.



<b>Safety</b>	<ul style="list-style-type: none"> <li>• Approved helmet to EN 397 ANSI Z 87.1/1989 - Z 87 S.</li> <li>• Approved ear defenders to EN 352-3.</li> <li>• Approved face shield to EN 1731/S, EN 166.</li> </ul>			
<b>Materials</b>	<ul style="list-style-type: none"> <li>• Shell made of flexible, UV-resistant ABS (shock absorbent).</li> <li>• Fabric harness with double 4-point suspension (patented shock absorption system).</li> <li>• Sweatband and ratchet adjustment system.</li> <li>• SNR 26 dB adjustable ear defenders.</li> <li>• Face shield holder.</li> <li>• Mesh face shield.</li> </ul>			
<b>Sizes</b>	<b>Unica</b>	<b>001001284BR</b>		



## Protective helmet

Helmet with mesh face shield and ear defenders.



<b>Safety</b>	<ul style="list-style-type: none"> <li>• Approved helmet to EN 397 ANSI Z 87.1/1989 - Z 87 S.</li> <li>• Approved ear defenders to EN 352-3: 1997.</li> <li>• Approved face shield to EN 1731/S, EN 166.</li> </ul>			
<b>Materials</b>	<ul style="list-style-type: none"> <li>• Shell in UV-resistant polyethylene.</li> <li>• Plastic harness with 4-point suspension.</li> <li>• Sweatband and manual adjustment system.</li> <li>• SNR 23 dB adjustable ear defenders.</li> <li>• Face shield holder.</li> <li>• Metal mesh face shield.</li> </ul>			
<b>Sizes</b>	<b>Unica</b>	<b>3255010</b>		





## Protective Clothing

### Professional protective and noise-filtering ear defenders

Professional ear defenders for maximum hearing protection, 32 dB attenuation.



Safety	<ul style="list-style-type: none"> <li>• EN 352-1 approved ear defenders.</li> <li>• Category 2 PPE.</li> </ul>
Materials	<ul style="list-style-type: none"> <li>• Shell made of UV-resistant ABS (shock absorbent).</li> <li>• Stainless steel headband.</li> <li>• Adjustable.</li> <li>• Attenuation (SNR): 32 dB.</li> <li>• PVC + foam sound insulation.</li> </ul>
Sizes	<b>Universal</b> <b>3155013R</b>



### Noise filtering ear defenders

Ear defenders for excellent hearing protection, 30 dB attenuation.



Safety	<ul style="list-style-type: none"> <li>• EN 352-1 approved ear defenders.</li> <li>• Category 2 PPE.</li> </ul>
Materials	<ul style="list-style-type: none"> <li>• Shell in ABS.</li> <li>• Plastic + stainless steel headband.</li> <li>• Adjustable.</li> <li>• Attenuation (SNR) 30 dB.</li> <li>• PVC + foam sound insulation.</li> </ul>
Sizes	<b>Universal</b> <b>001000835</b>



### Noise filtering ear defenders

Ear defenders for excellent hearing protection, 27 dB attenuation.



Safety	<ul style="list-style-type: none"> <li>• EN 352-1 approved ear defenders.</li> <li>• Category 2 PPE.</li> </ul>
Materials	<ul style="list-style-type: none"> <li>• Shell in PVC.</li> <li>• Plastic headband.</li> <li>• Adjustable.</li> <li>• Attenuation (SNR): 27 dB.</li> <li>• PVC + foam sound insulation.</li> </ul>
Sizes	<b>Universal</b> <b>4175114</b>



### Protective spectacles

Lightweight and ergonomic protective spectacles, wrap-around protection.



Safety	<ul style="list-style-type: none"> <li>• EN 166 approved protective spectacles.</li> <li>• Optical class 1.</li> </ul>
Materials	<ul style="list-style-type: none"> <li>• Clear frame, polycarbonate lens, direct ventilation.</li> <li>• Mechanical strength: Lens B - Frame F.</li> </ul>
Sizes	<b>Universal</b> <b>3055016</b>



### Dark protective spectacles

Versatile, lightweight and ergonomic protective spectacles, dark lens.



Safety	<ul style="list-style-type: none"> <li>• EN 166 approved protective spectacles.</li> <li>• Optical class 1.</li> </ul>
Materials	<ul style="list-style-type: none"> <li>• Wrap-around anti-scratch lens, dark, anti-glare in sunlight, soft silicone nose pads.</li> <li>• Mechanical strength: Lens FT - Frame FT.</li> </ul>
Sizes	<b>Universal</b> <b>3155026R</b>



# Protective Clothing

## Clear protective spectacles

Versatile, lightweight and ergonomic protective spectacles, clear lens.



Safety	<ul style="list-style-type: none"> <li>• EN 166 approved protective spectacles.</li> <li>• Optical class 1.</li> </ul>
Materials	<ul style="list-style-type: none"> <li>• Wrap-around clear anti-scratch lens, anti-glare in sunlight, flexible silicone temple arms.</li> <li>• Mechanical strength: Lens S - Frame S.</li> </ul>
Sizes	<b>Universal</b> <b>3155027R</b>



## Super-professional mesh face shield

Professional lightweight ergonomic face shield for the maximum safety, mesh shield.



Safety	<ul style="list-style-type: none"> <li>• EN 1731-S approved.</li> </ul>
Materials	<ul style="list-style-type: none"> <li>• PVC structure, replaceable and adjustable metal mesh face shield.</li> <li>• Foam brow band.</li> </ul>
Sizes	<b>Universal</b> <b>001000939A</b>



## Super-professional polycarbonate face shield

Lightweight professional ergonomic face shield for the maximum safety, polycarbonate shield.



Safety	<ul style="list-style-type: none"> <li>• EN 166 approved.</li> <li>• Optical class 1, mechanical strength B.</li> </ul>
Materials	<ul style="list-style-type: none"> <li>• PVC structure, polycarbonate face shield, antifogging, adjustable, replaceable.</li> <li>• Foam brow band.</li> </ul>
Sizes	<b>Universal</b> <b>001000940A</b>



## “Plus” polycarbonate face shield

Lightweight ergonomic face shield for the maximum safety, polycarbonate shield.



Safety	<ul style="list-style-type: none"> <li>• EN 166 approved.</li> <li>• Optical class 1, mechanical strength B.</li> </ul>
Materials	<ul style="list-style-type: none"> <li>• PVC structure, polycarbonate face shield, antifogging, adjustable, replaceable.</li> <li>• Foam brow band.</li> </ul>
Sizes	<b>Universal</b> <b>001000942A</b>



## “Plus” mesh face shield

Lightweight ergonomic face shield for the maximum safety, mesh shield.



Safety	<ul style="list-style-type: none"> <li>• EN 1731-F approved.</li> <li>• Optical class 1, mechanical strength B.</li> </ul>
Materials	<ul style="list-style-type: none"> <li>• PVC structure, metal mesh face shield, adjustable, replaceable.</li> <li>• Foam brow band.</li> </ul>
Sizes	<b>Universal</b> <b>001000941A</b>





Nothing but the best consumables to keep your machines running smoothly.





# Lubricants and sundry Accessories







## Lubricants

### Alkilate petrol for 4 stroke engines and Special mixture for 2-stroke engines

**EFCO-Alkilate** is a highly refined petrol specifically formulated for 4-stroke engines. **EFCO-Mix Alkilate** is a mixture for 2-stroke engines made from alkylate petrol and biodegradable\* synthetic oil compliant with API TC, JASO FC and ISO L-EGD standards. This fuel is premixed and hence ready for use.

\* Tested to CEC-L-33-A-93 (80% in 21 days) and OECD 301E (64%).

These fuels contain 10 times less harmful substances than traditional petrol and less than 0.1% benzene and other harmful aromatic hydrocarbons and are therefore less hazardous for health and for the environment. The fuels guarantee: high performance and longer engine life. Extremely pure and stable, the fuels have a long shelf life (up to 4 years in sealed containers with no loss of performance).



EFCO-Mix Alkilate – 5 l container	<b>3455004</b>
EFCO-Alkilate – 5 l container	<b>3455012</b>

**Not available  
on all markets**

### PROSINT 2 EVO special oil for 2-stroke engines

Special synthetic ester-based lubricant, expressly formulated for high-performance 2-stroke engines. Special oil for use at 2% (50:1). Effective lubrication at high temperatures. Low emissions, reduced wear and clean engine. Exceeds API TC, JASO FC and ISO-L-EGD specifications. Its pre-fluidified composition makes preparing the mixture easy. Colour: dark red. Pack: carton 20 pcs x 100 ml or 12 pcs x 1 l or 4 pcs x 5 l.



100 ml bottle	<b>001001363A</b>
1 l can	<b>001001364A</b>
1 litre bottle with measure	<b>001001406A</b>
5 l bottle	<b>001001404A</b>
200 l drum	<b>3555016</b>

### EUROSINT 2 special oil for 2-stroke engines

Special oil with 100% synthetic esters. Used at 2% (50:1), this oil is ideal for the lubrication of competition or high performance two-stroke motors. High-resistance lubricating film and excellent anti-wear characteristics. Particularly indicated for exhaust catalysts by virtue of its low smokiness and ash content. Exceeds API TC, JASO FC and ISO-L-EGD specifications. Colour: dark red. Pack: carton 20 pcs x 100 ml or 12 pcs x 1l.



100 ml bottle	<b>001001534</b>
1 l can	<b>001001533</b>

### Special oil for 4-stroke engines - SAE 10 W - 30

Highly refined SAE 10 W - 30 grade mineral oil, specifically formulated and developed for 4-stroke air- and water-cooled engines designed for gardening sector applications. Mineral type engine oil containing a special combination of additives that give excellent detergent/dispersant, antioxidant, anticorrosive, and anti-wear properties. Exceeds API SG/CE, MIL - L - 2104 D, MIL - L - 46152 C specifications. Pack: carton 16 pcs x 600 ml. Minimum order: 1 carton.



600 ml can	<b>001001554</b>
------------	------------------

# Lubricants

## CHAIN LUBE guide bar and chain protector

A compound formulated expressly for the protection of guide bars and chains, based on a balanced blend of oils which are specially resistant to low temperatures. Easily biodegradable. Special additives guarantee appreciable protection against wear and seizure. Good viscosity and pour point. Pack: carton of 12 pcs x 1 l or 4 pieces x 5 l. Minimum order: 1 carton.



1 l can	3455007
5 l can	3455006
20 l drum	3455014
200 l drum	3455013

## Special grease

Special high quality lithium grease with molybdenum bisulphide for bevel gear pairs, elastic couplings, hedgetrimmer transmissions, earth auger gear reducers. Recommended for use with all mechanical parts subject to high loads. Exceeds ISO 6743-9; DIN 51825 KPF 2K - 30 specifications. Special grease/125 g tube. Pack: carton. Quantity per carton: 24. Minimum order: 2 cartons. Each equipped with dispenser nozzle and slot for display fixture.



125 g tube	4174238B
------------	----------

## ADDITIX 2000 special additive for petrol and diesel fuels

Special additive, ideal for treatment of 2-stroke mixture and leaded or unleaded petrol. Prevents deterioration of fuel for at least 12 months and protects from oxidation. Facilitates engine starting, keeps fuel system clean, and protects against rust and corrosion. Pack of 24 x 125 ml bottles. One full doser cap is sufficient for 5 l of petrol.



125 ml bottle	001000972
---------------	-----------

## Multipurpose concentrated degreasing detergent

High concentration detergent to obtain excellent results in the cleaning of heavily fouled surfaces such as mechanical parts, engines, tools for gardening, agriculture, and forestry, bicycles and motorcycles. 500 ml bottle with spray dispenser. Pack containing 12 pcs x 500 ml or 4 pcs x 5 l. Minimum order: 1 carton.



500 ml bottle	001101009A
5-litre can	001101222



## Sundry Accessories



### 2-stroke mixture/oil hose

Resistant to UV radiation and deterioration caused by petrol. Pack: loose.



ø 3.2 x 6.4 mm - length 1 m	<b>005100921A</b>
ø 3 x 5 mm - length 1 m	<b>005101079R</b>

### Starting rope spools

High-strength diamond braided nylon rope for maximum resistance to strain and fraying. Pack: loose.



ø 2.5 mm - 100 m	<b>3503121</b>
ø 3.0 mm - 100 m	<b>3503015</b>
ø 3.5 mm - 100 m	<b>005101050</b>
ø 4.0 mm - 100 m	<b>006101034</b>

### Fuel/oil can

Fuel/oil can, BAM approved, for transporting in the car; red plastic dual purpose can: 6 l petrol + 3 l oil - professional type with graduated scale. Pack: loose.



Fuel/oil can	<b>3355004</b>
--------------	----------------

### Fuel can

BAM approved petrol can for transporting fuel on public highways in accordance with UN regulations. This product is TÜV certified. Comes with extension hose for troublefree refuelling. A high quality jerry can suitable both for professional and for home. Pack: carton.



5 l fuel can	<b>4175169</b>
--------------	----------------

### Extension cords to CEE - VDE - IMQ standards

Available in various different versions to work easily in the vicinity of the home using electric power tools. 250 V/10 A cable 25 m - 3 x 1 mm<sup>2</sup>. Pack: bag.



With Italian plug and Schuko receptacle	<b>001000865</b>
Schuko receptacle	<b>3044102</b>

### Funnel

Plastic funnel complete with filter mesh; protects the engine from impurities in the oil. Pack: bag.



Funnel	<b>003401054R</b>
--------	-------------------

### Combination wrenches

To remove spark plugs. Also features screwdriver tip for chainsaw chain tensioning. Pack: loose.



19 mm with bar	<b>301000129</b>
17 x 19 mm	<b>2304009R</b>
14 x 21 mm	<b>2304022</b>
10 x 19 mm	<b>2304029</b>
13 x 16 mm	<b>2304017</b>
13 x 19 mm	<b>2304073</b>
19 x 21 mm	<b>66060414</b>



# Sundry Accessories

## Spark plugs

A comprehensive range of spark plugs, expertly developed for the full range of high performance 2 and 4 stroke engines. A combination of innovative materials and special manufacturing methods will guarantee optimum starting, efficient combustion and lower fuel consumption, prolonging the life of the engine and other moving parts. In addition, the use of high quality oils like **PROSINT 2 EVO** and **EUROSINT 2** ensures that there are fewer unburned residues from combustion, signifying improved performance and less maintenance.



Family	Model	1	2	3	NGK		CHAMPION		ENKER		Quantity Pack pcs.
		mm	pitch	mm	Code	Model	Code	Model	Code	Model	
Chainsaws	125 - 135 - 136 - 138 - 140 - 141 - 142 - 146 - 151 - 156 - 162 - 170 - 171 - 199 - MT 2600 - MT 350 - MT 3500 - MT 370 - MT 3700 - MT 371 - MT 3710 - MT 4100 - MT 411 - MT 4110	19	M14 x 1,25mm	9,5	3055114	BPMR6A	3055101	RCJ-7Y			10
	147 - 152 - MT 5200	19	M14 x 1,25mm	9,5	3055115	BPMR7A	3055104R	RCJ-6Y			10
	132	19	M14 x 1,25mm	9,5			50030297R	RCJ-8Y			8
	MTT 2500 - MTT 3600 - MT 440 - MT 4400 - MT 450 - MT 4510	16	M10 x 1mm	9,5	3055120	CMR7A					10
	MT 6500	19	M14 x 1,25mm	9,5	3055118	BPMR8Y		RCJ-4			10
	165 HD - 185 HD - 180 - 181 - MT 3600 - MT 7200 - MT 8200	19	M14 x 1,25mm	9,5	3055118	BPMR8Y					10
Pruners	MT 3600 - MT 4000	16	M10 x 1mm	9,5	3055113	CMR6A					10
	PT 2500 - PTX 2500	19	M14 x 1,25mm	9,5	3055115	BPMR7A	3055104R	RCJ-6Y			10
Hedge trimmers	PT 2700 - PTX 2700 - PTX 2710	16	M10 x 1mm	9,5	3055120	CMR7A					10
	TS 36 - TS 326 S - TS 327 - TS 327 S - TS 327 L - TG 2600 XP - TG 2750 XP - TGS 2750 XP	19	M14 x 1,25mm	9,5	3055115	BPMR7A	3055104R	RCJ-6Y			10
Blowers	TG 2550 - TG 2650 XP - TG 2800 XP - TGS 2800 XP - DS 2800 H - DS 2400 H - DS 2400 HL	16	M10 x 1mm	12,7 *	3055112	CMR7H					10
	SA 2062 - SA 3000 - SA 2700 - SA 2700 BP	19	M14 x 1,25mm	9,5	3055114	BPMR6A	3055101	RCJ-7Y			10
Multimate	SA 2026	19	M14 x 1,25mm	9,5	3055115	BPMR7A	3055104R	RCJ-6Y			10
	Engine unit	19	M14 x 1,25mm	9,5	3055115	BPMR7A	3055104R	RCJ-6Y			10
Brushcutters	8250 - 8250 D - 8250 ERGO	19	M14 x 1,25mm	9,5	3055115	BPMR7A	3055104R	RCJ-6Y			10
	DS 4000 - DS 4300 - DS 4310 - DS 4310 - DS 4500 - DS 5300 - DS 5500 BOSS - DSF 4300 - DSF 4310 - DSF 4500 - DSF 5300	19	M14 x 1,25mm	9,5	3055118	BPMR8Y					10
	STARK 25	19	M14 x 1,25mm	9,5	3055114	BPMR6A	3055101	RCJ-7Y	3055109	FSC75PR	10
	STARK 2500	19	M14 x 1,25mm	9,5	3055118	BPMR8Y		RCJ-4			
	DS 2700 - DS 2800 - DS2800 H - DS 3000 - DS 3000 D - DS 3200	16	M10 x 1mm	9,5	3055120	CMR7A					10
	DS 220 - DS 240 - DS 2200 - DS 2400 - DS 2500	16	M10 x 1mm	12,7 *	3055112	CMR7H					10
Engines for: Lawnmowers Flail mowers Garden Tractors Transporters Rotary Tillers	DS 3500 - DS 3800 - DS 4200 - 8300 - 8350 - 8400 - 8510 - 8460 - 8530 - 8550 BOSS - STARK 40 - 8355 - 8405 - 4410 BP - DSF 4200 ERGO - 8465 - 8535 ERGO - 8410 - STARK 37 - STARK 38 - STARK 42 - STARK 44 - STARK 3700 - STARK 3800 - STARK 3810 - STARK 4400 - STARK 4410 - EF 3600 - EF 4300	19	M14 x 1,25mm	19	3055115	BPMR7A	3055104R	RCJ-6Y			10
	B&S: 450 - 550 - 575EX - 675EXI - 675IS - 750 - 800 - 850	16	M14 x 1,25mm	19			3055122	RC12YC			10
	HONDA: GCV 160 - GXV 160 - GCV 190 - GP 160 - GX 160 - GX 200 - GX 270 - GX 340	21	M14 x 1,25mm	19			3055123	RN9YC			10
	EMAK: K40 - K50 - K55 - K60 - K500 - K600 - K650 - K700 - K800 - K800HC - K800HT	21	M14 x 1,25mm	19			3055123	RN9YC			10
Water Pumps	EMAK: K1250AVD - K1450AVD - K1600AVD	16	M14 x 1,25mm	19			3055122	RC12YC			10
	P 300 - MP 3000	19	M14 x 1,25mm	9,5	3055118	BPMR8Y		RCJ-4			10
Backpack Mistblowers	PA 1030 - PA 1040 - PA 1050 - PA 1100 - PC 1050 - C19/20	19	M14 x 1,25mm	9,5	3055114	BPMR6A	3055101	RCJ-7Y			10
	AT 2062	19	M14 x 1,25mm	9,5	3055114	BPMR6A	3055101	RCJ-7Y			10
	AT 800 - AT 8000	19	M14 x 1,25mm	9,5	3055115	BPMR7A	3055104R	RCJ-6Y			10
Backpack Sprayers	AT 2050 - AT 2080 - AT 2090	19	M14 x 1,25mm	9,5	3055114	BPMR6A	3055101	RCJ-7Y			10
	IS 2026	19	M14 x 1,25mm	9,5	3055115	BPMR7A	3055104R	RCJ-6Y			10
Wheelbarrow sprayers	IC 2050 - IC 2080	19	M14 x 1,25mm	9,5	3055114	BPMR6A	3055101	RCJ-7Y			10
Shakers	SO 2500 - SO 2500 L	19	M14 x 1,25mm	9,5	3055115	BPMR7A	3055104R	RCJ-6Y			10
	SO 5300 ERGO - SO 5500 ERGO	19	M14 x 1,25mm	9,5	3055114	BPMR6A	3055101	RCJ-7Y			10
Rotary Tillers	MZ 2050 RKS - MZ 2080 RKS - MZ 2075 RK - MZ 2097 RK	21	M14 x 1,25mm	19			3055123	RN9YC			10
Earth Augers	TR 1585 R	19	M14 x 1,25mm	9,5	3055118	BPMR8Y		RCJ-4			10
	TR 1540 - TR 1551 - TR 1581	19	M14 x 1,25mm	9,5	3055114	BPMR6A	3055101	RCJ-7Y			10
Powercutters	962 TTA - 963TTA - 983 TTA - TT 162 - TT 163 - TT 180 - TT183	19	M14 x 1,25mm	9,5	3055118	BPMR8Y		RCJ-4			10

\* Long thread  Standard  Compatible

---

Data and illustrations published in the catalogue are not binding where specifications of materials are concerned, given that these will always be subject to technical improvement. Technical specifications given in the catalogue are subject to change without notice, as also are directions relating to general use of the equipment.

Certain items are not available in all countries, or are available only on request.








Subject to modifications. Some models one available for certain markets only. - Mod. 3085520 - 2018



It's an **Emak S.p.A.** trademark  
42011 Bagnolo in Piano (RE) Italy  
[www.myefco.com](http://www.myefco.com)  
You  [www.youtube.com/MyEfco](https://www.youtube.com/MyEfco)  
 [www.facebook.com/Efcoltalia](https://www.facebook.com/Efcoltalia)  
 [www.instagram.com/Efcoltalia](https://www.instagram.com/Efcoltalia)

