

Care and Maintenance

CAUTION: To avoid damaging the product, never immerse the product in water or other liquids.

Do not use abrasive cleaners on the product. Dust with a soft cloth using extreme caution around the blade.



PAPER TRIMMER

Operating Instructions





BEFORE USING THIS PRODUCT, READ, UNDERSTAND, AND FOLLOW THESE INSTRUCTIONS.


Save these instructions for future reference.

FOR INDOOR USE ONLY

IMPORTANT SAFEGUARDS

- **Read all instructions before use.**
- This product is not intended for use by children. Keep product out of the reach of children and pets.
- This product is intended for use in paper trimming . Do not use the product for any other purpose.
- Keep hands, fingers, jewellery, clothing, neckties and other loose items away from the blade to avoid personal injury or damage to the product
-  To avoid damage to the product
 - Remove paper clips and staples before trimming paper.
 - Never lubricate the cutting blade.
 - Do not expose product to water or other liquids.
-  To avoid possible personal injury
 - Never operate the trimmer without the safety guard in place
 - Never carry the trimmer by the blade.
- Do not attempt to dislodge jammed debris with a pointed object, as personal injury or product damage may occur.
- Always operate the product on a flat, level, steady surface to avoid it overturning.
- Do not hang or wall-mount the product.
- This product is intended for indoor use only. Do not use outdoors.

Components description



How to use



1. Put paper underneath the safety guard.

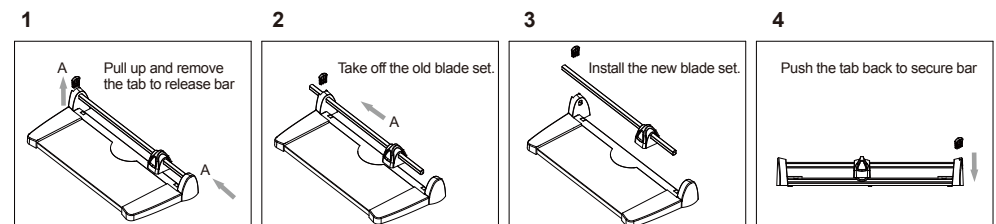


2. Adjust the paper to desired position.



3. Slide the rotary blade across the bar to cut paper.

Cutter replacement



SAVE THESE INSTRUCTIONS FOR FUTURE REFERENCE